

Men's Olympic Football Tournament

Statistical Kit – post event edition
including London 2012

Statistics, Facts & Figures 1908-2012

Last update: 13.09.2012

FIFA[®]

For the Game. For the World.

Contents

History	3
Roll of Honour	3
Facts you need to know about the Men’s Olympic Football Tournament	4
First ever Olympic Football facts	6
Medal matches	7
Stats & Facts	8
Nutshell	8
Milestone Matches	9
Milestone goals	9
Matches ending after extra time	10
Matches ending in penalty shoot-outs	10
Comparative Statistics	11
Most hat-tricks	11
All-time ranking	12
Positioning of participating teams of London 2012	14
Ranking by tournament 1908-2012	15
Awards	16
FIFA Fair Play award winners by year	16
Top goalscorers of each Olympic Football Tournament	17
Superlatives	18
Medals	18
Oldest medalist	18
Youngest medalist	18
Players with two or more medals	19
Coaches or coach (C) and player (P) with two or more medals	20
Most participations by team	21
Most recurring matches	21
Most matches won by team	21
Highest wins	21
Consecutives	22
Most goals by game and player	22
Most goals by player	22
Most goals by team	23
First minute goals	23
Youngest / oldest goalscorers	23
Graphics	24

History

Football was a demonstration sport at the 1900 and 1904 Olympic Games before being included in the Olympic programme in London in 1908, the very first Men's Olympic Football Tournament under FIFA auspices. Since then, football has been an Olympic sport at every Games, apart from during the war years when the Olympics were cancelled, and in 1932 when the IOC and FIFA failed to agree on amateur regulations. The Olympic Football Tournament was the zenith of amateur football until 1992, when professionals were permitted to take part. The rules also state that players must be aged under 23, with the exception of three "over-age" players per team.

Roll of Honour

Year	Host	Gold medal	Silver medal	Bronze medal	Teams/games
2012	London, GBR	Mexico	Brazil	Korea Republic	16/32
2008	Beijing, CHN	Argentina	Nigeria	Brazil	16/32
2004	Athens, GRE	Argentina	Paraguay	Italy	16/32
2000	Sydney, AUS	Cameroon	Spain	Chile	16/32
1996	Atlanta, USA	Nigeria	Argentina	Brazil	16/32
1992	Barcelona, ESP	Spain	Poland	Ghana	16/32
1988	Seoul, KOR	Soviet Union	Brazil	FR Germany	16/32
1984	Los Angeles, USA	France	Brazil	Yugoslavia	16/32
1980	Moscow, URS	Czechoslovakia	German DR	Soviet Union	16/32
1976	Montreal, CAN	German DR	Poland	Soviet Union	13/23
1972	Munich, FRG	Poland	Hungary	German DR & Soviet Union	16/38
1968	Mexico City, MEX	Hungary	Bulgaria	Japan	16/32
1964	Tokyo, JPN	Hungary	Czechoslovakia	German DR	14/29
1960	Rome, ITA	Yugoslavia	Denmark	Hungary	16/28
1956	Melbourne, AUS	Soviet Union	Yugoslavia	Bulgaria	11/12
1952	Helsinki, FIN	Hungary	Yugoslavia	Sweden	25/26
1948	London, GBR	Sweden	Yugoslavia	Denmark	18/18
1936	Berlin, GER	Italy	Austria	Norway	16/16
1932	Los Angeles, USA	no football tournament			-/-
1928	Amsterdam, NED	Uruguay	Argentina	Italy	17/22
1924	Paris, FRA	Uruguay	Switzerland	Sweden	22/24
1920*	Antwerp, BEL	Belgium	Spain	Netherlands	14/18
1912	Stockholm, SWE	Great Britain	Denmark	Netherlands	11/17
1908	London, GBR	Great Britain	Denmark	Netherlands	6**/6

** Final match between Belgium and Czechoslovakia abandoned after 39 minutes (TCH disqualified), Spain winning the play-off against Netherlands therefore received silver

*France represented by two teams (France A & France B)

Facts you need to know about the Men's Olympic Football Tournament

- 1 Despite Italy having played in 15 different Men's Olympic Football Tournaments, the most of any team, they still have only managed to claim three medals: gold once in 1936 and two bronzes in 1928 and 2004.
- 2 Hungary is the most successful nation in the history of the Men's Olympic Football Tournament with three gold medals (1952, 1964 and 1968), one silver (1972) and one bronze (1960). They might have also received a medal in 1956 had it not been for the tragic circumstances of the 1956 uprising, which would have given Hungary a medal for every tournament over two decades.
- 3 Four nations boast a brace of tournament triumphs: Great Britain claimed gold in 1908 and 1912, Uruguay in 1924 and 1928, the Soviet Union in 1956 and 1988, and Argentina in 2004 and 2008.
- 4 Denmark and Yugoslavia have earned a reputation as perennial runners-up: both have collected silver on three occasions. The Netherlands and the Soviet Union, on the other hand, have three bronze medals apiece.
- 5 In 1912, exactly the same three teams, Great Britain, Denmark and the Netherlands, took to the podium in exactly the same order as at the first-ever contest in 1908.
- 6 European nations have dominated the Men's Olympic Football Tournament, unlike the FIFA World Cup™, by claiming 16 of the 23 gold medals awarded to date.
- 7 The only South American representatives to have ever won gold are Uruguay (1924 and 1928) and Argentina (2004 and 2008). However, since Uruguay's second triumph in 1928, they have failed to qualify again for the tournament until now when they return after an absence of 84 years.
- 8 Brazil's have had 12 attempts at winning the Men's Olympic football Tournament title but they are still missing gold after amassing three silver medals in 1984, 1988 and 2012 and two bronze in 1996 and 2008.
- 9 Only three previous Olympic football host nations have been victorious: Great Britain in 1908, Belgium in 1920 and Spain in 1992.
- 10 Czechoslovakia are the only team to have been disqualified in the history of Olympic football after they walked off the pitch after 39 minutes in protest at what they saw as biased refereeing in the match against Belgium in 1920. A play-off was necessary to determine the silver medallists. Spain took this honour by defeating the Dutch 3-1.
- 11 The only replayed final match in the history of the Men's Olympic Football Tournament was in 1928 after Uruguay and Argentina drew 1-1 after extra time. Three days later, the match was played again and the Uruguayans battled to a 2-1 victory.
- 12 The first and only time that an Olympic football final match was decided by a penalty shoot-out was in 2000 when Cameroon triumphed over Spain (2-2 AET 5-3 PSO).
- 13 In Athens in 2004, Argentina became the first team to win gold without conceding a single goal throughout the whole tournament.
- 15 The record attendance at an Olympic football match is 105,000 for the play-off for third place between Mexico and Japan at the Azteca Stadium in 1968. The 2000 final at Sydney's Stadium Australia was not far behind with some 104,000 attendees.
- 16 A new all-time record of 2,186,110 people attended the Olympic Football Tournaments in London 2012 (including women's matches – men's only: 1,525,134).
- 17 Italy, the nation with the most appearances, have also played the most matches, 61, of which they have won 32, drawn six and lost 23.
- 18 With 125 goals, Italy are the most prolific goalscorers in the tournament's history. Four goals behind are Serbia (formerly Yugoslavia and Serbia and Montenegro).
- 19 Argentina's 2004 and 2008 winning campaigns gave them a record of 12 consecutive wins.
- 20 The first-ever Olympic football goal was scored by Denmark's Nils Middleboe against France on 19 October 1908.
- 21 The first Olympic hat-trick was scored on 19 October 1908 by Denmark's Vilhelm Wolfhagen when he ran up a total of four goals in Denmark's 9-0 victory over France.
- 22 Denmark's Vilhelm Wolfhagen scored another four goals in the second match of the 1908 tournament and became the first player to score two consecutive hat-tricks in the Men's Olympic Football Tournament.

- 23 In 1928, Domingo Tarasconi from Argentina scored three consecutive hat-tricks. He is still the only player to have scored three hat-tricks in the Men's Olympic Football Tournament.
- 24 Denmark's Sophus Nielsen and Germany's Gottfried Fuchs hold the record for scoring the most goals in a single match with ten goals each. Nielsen scored ten times in Denmark's 17-1 victory over France on 22 October 1908 whilst Fuchs struck ten times against Russia on 1 July 1912.
- 25 Denmark's 17-1 defeat of France on 22 October 1908 and Germany's 16-0 triumph over Russia on 1 July 1912 are the two matches with the biggest margins of victory and are also the highest-scoring in the tournament's history.
- 26 Two players share the accolade of being the top goalscorer of the Men's Olympic Football Tournament: Denmark's Sophus Nielsen and Hungary's Antal Dunai lead the way with 13 goals each.
- 27 Players to have won Olympic gold and lifted the FIFA World Cup Trophy are eleven players from the Uruguay squad in the 1924 and 1928 Olympics and the 1930 FIFA World Cup™, and four players from the Italy squad in the 1936 Olympics and the 1934 and 1938 FIFA World Cups™.
- 28 Great Britain/England, France, Argentina, Italy and Spain are the only nations to have won both Olympic gold and the FIFA World Cup™. Great Britain won Olympic gold in 1908 and 1912 and England won the 1966 FIFA World Cup™. France won Olympic gold in 1984 followed by the 1998 FIFA World Cup™. Argentina won Olympic gold in 2004 and 2008 as well as the FIFA World Cup™ in 1978 and 1986. Italy won Olympic gold in 1936 and have been world champions four times: 1934; 1938; 1982; 2006. Spain were gold medallists in 1992 and world champions in 2010.
- 29 The most successful Olympic football player is Hungary's Dezső Novák with three medals: gold in 1964 and 1968 and bronze in 1960. Another Hungarian, Antal Dunai, would have also had three medals after winning gold in 1968 and silver in 1972 but he was denied a gold medal in 1964 due to rules at that time which did not allow reserve players to receive medals.
- 30 No striker has finished as the leading goalscorer at both the Olympics and the FIFA World Cup™.
- 31 The last hat-trick at the Men's Olympic Football Tournament was scored by Argentina's Carlos Tévez on 21 August 2004 in their 4-0 victory over Costa Rica.
- 32 Only four players have scored at least once in five consecutive games: Igor Dobrovolski (URS, 1988), Ottmar Hitzfeld (FRG, 1972), Milan Galić (YUG, 1960) and Adolfo Baloncieri (ITA, 1928). Of these, only Dobrovolski and Galic ended up with gold medals.
- 33 Only 13 players have scored in the very first minute of a match. Domingo Tarasconi (ARG) was the first in the 1928 encounter between Argentina and Belgium, while the Mexican, Oribe PERALTA, was the most recent with his early strike against Brazil in the final match in Wembley in 2012. In between are: Wilkes (NED 1948 v. France), Puskás (HUN, 1952 v. Sweden), Uribe (PER, 1960 v. France), Galić (YUG, 1960 v. Denmark), Osim (YUG, 1964 v. Hungary), Frenzel (GDR, 1964 v. Yugoslavia), Streich (FRG, 1972 v. Colombia), Semenov (URS, 1972 v. Morocco), Bommer (FRG, 1984 v. Yugoslavia) and Reyna (USA, 1996 v. Argentina). Flávio Conceição (BRA, 1996 v. NGA).
- 34 The youngest-ever medallist is Ghana's Sammy Kuffour, who was not yet 16 when he collected bronze in 1992. Not much older was Cameroon's outstanding goalkeeper, Idris Kameni, who won gold at the age of 16 years and seven months in 2000. Conversely, Sweden's 1952 bronze-medal winner, Erik Nilsson, was more than twice as old at nearly 36.

First ever Olympic Football facts

First ever...

... Olympic match

Date	OFT	Match	Result	Spectators	Kick-off
19.10.1908	London 1908	France B – Denmark	0:9 (0-4)	2,000	15:00

... Olympic goal

Date	OFT	Player	Minute	Match	Result
19.10.1908	London 1908	Nils MIDDELBOE (DEN)	10'	France B – Denmark	0:9 (0:4)

... Olympic Golden goal

Date	OFT	Player	Match	Result	Spectators
27.07.1996	Atlanta 1996	CALADO, POR 105' (pen)	Portugal – France	2:1 AET (1:1, 1:0)	22,339

... Olympic Penalty

Date	OFT	Player	Match	Result	Minute	Spectators
29.06.1912	Stockholm 1912	Erik BORJESSON, SWE	Sweden – Netherland	3:4 AET (3:3, 1:2)	62'	14,000

... Olympic Expulsion

Date	OFT	Player	Match	Result	Minute	Spectators
02.09.1920	Stockholm 1912	Karel STEINER, TCH	Belgium – Czechoslovakia	2:0	39'	35,000

... Olympic Extra time match

Date	OFT	Match	Result	Spectators	Kick-off
29.06.1912	Stockholm 1912	Italy – Finland	2:3 AET (2:2, 2:2)	600	11:00

... Olympic Penalty shoot-out

Date	OFT	Match	Result	Stage	Spectators
06.08.1984	Los Angeles 1984	Brazil – Canada	1:1 AET (1:1, 0:0) 4:2 PSO	Quarter-finals	36,150

Medal matches

Date	Host	Gold medal matches	Attendance	Bronze medal match
11.08.2012	London, GBR	Brazil – Mexico 1:2	86,162	Korea Republic – Japan 2:0
23.08.2008	Beijing, CHN	Nigeria – Argentina 0:1	89,102	Belgium – Brazil 0:3
28.08.2004	Athens, GRE	Argentina – Paraguay 1:0	41,116	Italy – Iraq 1:0
30.09.2000	Sydney, AUS	Spain – Cameroon 2:2 AET, 3:5 PSO	104,098	USA – Chile 0:2
03.08.1996	Atlanta, USA	Nigeria – Argentina 3:2	86,117	Brazil – Portugal 5:0
08.08.1992	Barcelona, ESP	Poland – Spain 2:3	95,000	Australia – Ghana 0:1
01.10.1988	Seoul, KOR	Soviet Union – Brazil 2:1 AET	74,000	Italy – Germany FR 0:3
11.08.1984	Los Angeles, USA	France – Brazil 2:0	101,799	Yugoslavia – Italy 2:1
02.08.1980	Moscow, URS	Czechoslovakia – German DR 1:0	70,000	Soviet Union – Yugoslavia 2:0
31.07.1976	Montreal, CAN	German DR – Poland 3:1	71,617	Soviet Union – Brazil 2:0
10.09.1972	Munich, FRG	Poland – Hungary 2:1	80,000	Soviet Union – German DR 2:2 AET*
26.10.1968	Mexico City, MEX	Bulgaria – Hungary 1:4	75,000	Japan – Mexico 2:0
23.10.1964	Tokyo, JPN	Hungary – Czechoslovakia 2:1	65,610	German DR – Egypt 3:1
10.09.1960	Rome, ITA	Yugoslavia – Denmark 3:1	23,042	Hungary – Italy 2:1
08.12.1956	Melbourne, AUS	Yugoslavia – Soviet Union 0:1	86,716	Bulgaria – India 3:0
02.08.1952	Helsinki, FIN	Hungary – Yugoslavia 2:0	58,553	Sweden – Germany 2:0
13.08.1948	London, GBR	Yugoslavia – Sweden 1:3	60,000	Denmark – Great Britain 5:3
15.08.1936	Berlin, GER	Italy – Austria 2:1	85,000	Norway – Poland 3:2
1932	Los Angeles, USA	<i>no football tournament</i>		
10.06.1928	Amsterdam, NED	Uruguay – Argentina 1:1 AET	28,253	Italy – Egypt 11:3
13.06.1928		Uruguay – Argentina 2:1**	28,113	
09.06.1924	Paris, FRA	Switzerland – Uruguay 0:3	40,522	Netherlands – Sweden 1:1 AET Netherlands – Sweden 1:3*
02.09.1920***	Antwerp, BEL	Belgium – Czechoslovakia 2:0 (silver: Spain)	35,000	Spain – Netherlands 3:1
04.07.1912	Stockholm, SWE	Denmark – Great Britain 2:4	25,000	Netherlands – Finland 9:0
24.10.1908	London, GBR	Great Britain – Denmark 2:0	8,000	Netherlands – Sweden 2:0

* both teams received a bronze medal

**replay match

*** TCH disqualified from the tournament after walking off in protest after 40 minutes into the final game –Spain winning the play-off against Netherlands therefore received silver

AET after extra time
PSO penalty shoot-out

Stats & Facts

Nutshell

Year	Host	Teams	Matches	Goals	Ø	Spectators	Ø	Year	Winners
2012	London/GBR	16	32	76	2.38	1'525'134	47'660	2012	Mexico
2008	Beijing/CHN	16	32	75	2.34	1,397,448	43,670	2008	Argentina
2004	Athens/GRE	16	32	101	3.16	430,279	11,033	2004	Argentina
2000	Sydney/AUS	16	32	103	3.22	1,075,136	30,178	2000	Cameroon
1996	Atlanta/USA	16	32	90	2.81	1,350,283	40,918	1996	Nigeria
1992	Barcelona/ESP	16	32	87	2.72	466,300	14,572	1992	Spain
1988	Seoul/KOR	16	32	95	2.97	733,712	22,929	1988	Soviet Union
1984	Los Angeles/USA	16	32	84	2.63	1,423,613	44,488	1984	France
1980	Moscow/URS	16	32	82	2.56	~1,821,624	~56,926	1980	Czechoslovakia
1976	Montreal/CAN	13	23	66	2.87	580,156	25,224	1976	German DR
1972	Munich/FRG	16	38	135	3.55	793,000	20,868	1972	Poland
1968	Mexico City/MEX	16	32	116	3.63	180,000	5,625	1968	Hungary
1964	Tokyo/JPN	14	29	123	4.24	554,087	19,106	1964	Hungary
1960	Rome/ITA	16	28	120	4.29	251,804	8,993	1960	Yugoslavia
1956	Melbourne/AUS	11	12	53	4.42	194,333	16,194	1956	Soviet Union
1952	Helsinki/FIN	25	26	135	5.19	365,135	14,044	1952	Hungary
1948	London/GBR	18	18	102	5.67	344,124	19,118	1948	Sweden
1936	Berlin/GER	16	16	78	4.88	473,500	29,594	1936	Italy
1928	Amsterdam/NED	17	22	128	5.82	246,699	11,214	1928	Uruguay
1924	Paris/FRA	22	24	96	4.00	249,956	10,415	1924	Uruguay
1920**	Antwerp/BEL	14	18	76	4.22	150,600	8,367	1920	Belgium
1912	Stockholm/SWE	11	17	94	5.53	83,700	4,924	1912	Great Britain
1908*	London/GBR	6	6	48	8.00	20,000	3,333	1908	Great Britain

*1908: France represented by two teams (France A & France B)

**1920: Match abandoned after 39 minutes (TCH disqualified)

Attendance statistics from 1996 to 2004 denote the combined totals from both Men's and Women's Olympic Football Tournaments. Official figures for 1980 not known.

Milestone Matches

#	Date	Host	Venue	Match
1	19.10.1908	London 1908	Shepherds Bush Stadium, LONDON (GBR)	France B – Denmark 0:9 (0:4)
100	10.08.1936	Berlin 1936	Olympiastadion, BERLIN (GER)	Italy – Norway 2:1 AET (1:1, 1:0)
200	15.10.1964	Tokyo 1964	Mitsuzawa, YOKOHAMA (JPN)	German DR – Mexico 2:0 (1:0)
300	23.07.1976	Montreal 1976	Olympic Stadium, MONTREAL (CAN)	France – Israel 1:1 (0:0)
400	25.09.1988	Seoul 1988	Kudok, BUSAN (KOR)	Soviet Union – Australia 3:0 (0:0)
500	29.09.2000	Sydney 2000	Sydney Soccer Stadium, SYDNEY (AUS)	USA – Chile 0:2 (0:0)
597	11.08.2012	London 2012	Wembley Stadium, LONDON (GBR)	Brazil – Mexico 1:2 (0:1)

Milestone goals

#	Match date	Min.	Match	Player	Venue
1	19.10.1908	10	France B – Denmark	Nils MIDDELBOE, DEN	LONDON, GBR
100	01.07.1912	55	Germany – Russia	Gottfried FUCHS, GER	TRANEBERG, SWE
200	31.08.1920	55	Belgium – Netherland	Louis VANHEGE, BEL	ANTWERP, BEL
300	05.06.1924	15	Switzerland – Sweden	Max ABEGGLEN, SUI	COLOMBES, FRA
400	04.06.1928	76	Portugal – Egypt	VITOR SILVA, POR	AMSTERDAM, NED
500	08.08.1936	75	Peru – Austria	Jorge ALCADE, PER	BERLIN, GER
600	05.08.1948	85	Sweden – Korea Republic	Kjell ROSEN, SWE	LONDON, GBR
700	20.07.1952	89	Yugoslavia – Soviet Union	Alexandr PETROV, URS	TAMPERE, FIN
800	04.12.1956	54	Yugoslavia – India	Zlatko PAPEC, YUG	MELBOURNE, AUS
900	01.09.1960	50	Yugoslavia – Bulgaria	Milan GALIC, YUG	ROME, ITA
1,000	16.10.1964	52	Ghana – Japan	Shigeo YAEGASHI, JPN	TOKYO, JPN
1,100	15.10.1968	84	Guinea – Colombia	Fode Bouya CAMARA, GUI	PUEBLA, MEX
1,200	29.08.1972	44	Denmark – Iran	Kristen NYGAARD, DEN	AUGSBURG, FRG
1,300	10.09.1972	33	Soviet Union – German DR	Hans-Juergen KREISCHE, GDR (pen)	MUNICH, FRG
1,400	22.07.1980	87	Soviet Union – Zambia	Fedor CHERENKOV, URS	MOSCOW, URS
1,500	03.08.1984	55	Iraq – Yugoslavia	Stjepan DEVERIC, YUG	ANNAPOLIS, USA
1,600	22.09.1988	48	Soviet Union – USA	Alexei MIKHAILICHENKO, URS	DAEGU, KOR
1,700	02.08.1992	120+1	Ghana – Paraguay	Kwame AYEWE, GHA	ZARAGOZA, ESP
1,800	02.08.1996	11	Brazil – Portugal	FLAVIO CONCEICAO, BRA	ATHENS, GA, USA
1,900	26.09.2000	25	Spain – USA	ANGULO, ESP	SYDNEY, AUS
2,000	21.08.2004	74	Paraguay – Korea Republic	Chun Soo LEE, KOR	THESSALONIKI, GRE
2,100	26.07.2012	30	Brazil – Egypt	NEYMAR, BRA	London, GBR
2,163	11.08.2012	90+1	Brazil – Mexico	HULK, BRA	London, GBR

Matches ending after extra time

Date	Teams	Competition	Phase	Regular	AET
29.06.1912	Italy – Finland	Stockholm 1912	Preliminary round	2:2	2:3
29.06.1912	Sweden – Netherlands	Stockholm 1912	Preliminary round	3:3	3:4
29.08.1920	Netherlands – Sweden	Antwerp 1920	Quarter-finals	4:4	5:4
31.08.1920	Italy – Norway	Antwerp 1920	First round	1:1	2:1
28.05.1924	Switzerland – Czechoslovakia	Paris 1924	Round of 16	1:1	1:1
02.06.1924	Netherlands – Irish Free State	Paris 1924	Quarter-finals	1:1	2:1
08.06.1924	Netherlands – Sweden	Paris 1924	Bronze medal match	1:1	1:1
01.06.1928	Italy – Spain	Amsterdam 1928	Quarter-finals	1:1	1:1
08.06.1928	Netherlands – Chile	Amsterdam 1928	Consolation final	2:2	2:2
10.06.1928	Uruguay – Argentina	Amsterdam 1928	Gold medal match	1:1	1:1
08.08.1936	Peru – Austria	Berlin 1936	Quarter-finals	2:2	4:2
10.08.1936	Italy – Norway	Berlin 1936	Semi-finals	1:1	2:1
15.08.1936	Italy – Austria	Berlin 1936	Gold medal match	1:1	2:1
31.07.1948	Denmark – Egypt	London 1948	Round of 16	1:1	3:1
31.07.1948	Great Britain – Netherlands	London 1948	Round of 16	3:3	4:3
15.07.1952	Soviet Union – Bulgaria	Helsinki 1952	Preliminary round	0:0	2:1
16.07.1952	Luxembourg – Great Britain	Helsinki 1952	Preliminary round	1:1	5:3
20.07.1952	Yugoslavia – Soviet Union	Helsinki 1952	Round of 16	5:5	5:5
24.07.1952	Germany FR – Brazil	Helsinki 1952	Quarter-finals	2:2	4:2
05.12.1956	Soviet Union – Bulgaria	Melbourne 1956	Semi-finals	0:0	2:1
05.09.1960	Italy – Yugoslavia	Rome 1960	Semi-finals	0:0	1:1
20.10.1968	Bulgaria – Israel	Mexico City 1968	Quarter-finals	1:1	1:1
10.09.1972	Soviet Union – German DR	Munich 1972	Bronze medal match	2:2	2:2
05.08.1984	Italy – Chile	Los Angeles 1984	Quarter-finals	0:0	1:0
08.08.1984	France – Yugoslavia	Los Angeles 1984	Semi-finals	2:2	4:2
08.08.1984	Italy – Brazil	Los Angeles 1984	Semi-finals	1:1	1:2
25.09.1988	Sweden – Italy	Seoul 1988	Quarter-finals	1:1	1:2
27.09.1988	Italy – Soviet Union	Seoul 1988	Semi-finals	1:1	2:3
01.10.1988	Soviet Union – Brazil	Seoul 1988	Gold medal match	1:1	2:1
02.08.1992	Ghana – Paraguay	Barcelona 1992	Quarter-finals	2:2	4:2
27.07.1996	Portugal – France	Atlanta 1996	Quarter-finals	1:1	2:1
31.07.1996	Nigeria – Brazil	Atlanta 1996	Semi-finals	3:3	4:3
23.09.2000	Brazil – Cameroon	Sydney 2000	Quarter-finals	1:1	1:2
21.08.2004	Mali – Italy	Athens 2004	Quarter-finals	0:0	0:1
16.08.2008	Argentina – Netherlands	Beijing 2008	Quarter-finals	1:1	2:1
16.08.2008	Brazil – Cameroon	Beijing 2008	Quarter-finals	0:0	2:0
04.08.2012	Mexico – Senegal	London 2012	Quarter-finals	2:2	4:2

Matches ending in penalty shoot-outs

Date	Teams	Competition	Phase	Regular	AET	PSO
06.08.1984	Brazil – Canada	Los Angeles 1984	Quarter-finals	1:1	1:1	4:2
27.09.1988	Germany FR – Brazil	Seoul 1988	Semi-finals	1:1	1:1	2:3
23.09.2000	USA – Japan	Sydney 2000	Quarter-finals	2:2	2:2	5:4
30.09.2000	Spain – Cameroon	Sydney 2000	Gold medal match	2:2	2:2	3:5
04.08.2012	Great Britain – Korea Republic	London 2012	Quarter-finals	1:1	1:1	4:5

Comparative Statistics



Goals	Total goals	# Matches	Average
London 2012	76	32	2.38
Beijing 2008	75	32	2.34
Athens 2004	101	32	3.16
Sydney 2000	103	32	3.22
Atlanta 1996	90	32	2.81
Barcelona 1992	87	32	2.72
Seoul 1988	95	32	2.97
Los Angeles 1984	84	32	2.63
Moscow 1980	82	32	2.56



Yellow/red cards	Total cards (y*/r)	# Matches	Average
London 2012	119 / 9	32	3.72 / 0.28
Beijing 2008	133 / 17	32	4.16 / 0.53
Athens 2004	146 / 7	32	4.56 / 0.22
Sydney 2000	149 / 12	32	4.66 / 0.38
Atlanta 1996	138 / 14	32	4.31 / 0.44
Barcelona 1992	101 / 15	32	3.16 / 0.47
Seoul 1988	84 / 6	32	2.62 / 0.19
Los Angeles 1984	72 / 12	32	2.25 / 0.38
Moscow 1980	70 / 3	32	2.19 / 0.09

Note: Not including cautions resulting in expulsion due to second caution in same match

Most hat-tricks

3	Domingo TARASCONI, ARG				
	06.06.1928	Argentina – Egypt	6:0	Amsterdam 1928	3 goals
	02.06.1928	Argentina – Belgium	6:3	Amsterdam 1928	4 goals
	29.05.1928	Argentina – USA	11:2	Amsterdam 1928	4 goals
2	Ferenc BENE, HUN				
	11.10.1964	Hungary – Morocco	6:0	Tokyo 1964	6 goals
	20.10.1964	Hungary – United Arab Republic*	6:0	Tokyo 1964	4 goals
2	Antonin JANDA, TCH				
	28.08.1920	Yugoslavia – Czechoslovakia	0:7	Antwerp 1920	3 goals
	29.08.1920	Czechoslovakia – Norway	4:0	Antwerp 1920	3 goals
2	Vilhelm WOLFHAGEN, DEN				
	22.10.1908	France A – Denmark	1:17	London 1908	4 goals
	19.10.1908	France B – Denmark	0:9	London 1908	4 goals

* Between 1962 and 1966 Egypt and Syria formed a joint association under the name of UAR (United Arab Republic)

All-time ranking

Rank	Team	Conf	MP	W	D	L	GF	GA	Part.
1	Italy	1	61	32	6	23	125	87	15
2	Brazil	2	54	31	7	16	111	64	12
3	Hungary	1	37	27	2	8	109	43	9
4	Russia	1	34	24	4	6	78	48	7
	<i>Russia</i>	1	2	0	0	2	1	18	1
	<i>Soviet Union</i>	1	32	24	4	4	77	30	6
5	Serbia	1	48	23	5	20	121	102	13
	<i>Serbia</i>	1	3	0	1	2	3	7	1
	<i>Serbia and Montenegro</i>	1	3	0	0	3	3	14	1
	<i>Yugoslavia</i>	1	42	23	4	15	115	81	11
6	Argentina	2	32	21	5	6	79	29	7
7	Spain	1	37	19	8	10	56	39	10
8	Poland	1	28	17	3	8	69	39	7
9	German DR	1	24	16	4	4	57	17	4
10	Denmark	1	28	16	3	9	84	47	8
11	Czech Republic	1	25	14	6	5	65	22	6
	<i>Czech Republic</i>	1	3	0	2	1	5	6	1
	<i>Czechoslovakia</i>	1	22	14	4	4	60	16	5
12	France	1	31	14	5	12	59	77	12
	<i>France</i>	1	30	14	5	11	59	68	11
	<i>France B</i>	1	1	0	0	1	0	9	1
13	Mexico	3	37	12	11	14	45	64	10
14	Sweden	1	29	14	4	11	82	53	9
15	Germany	1	28	14	2	12	84	42	8
	<i>Germany</i>	1	7	3	0	4	32	14	3
	<i>Germany FR</i>	1	21	11	2	8	52	28	5
16	Japan	4	32	13	4	15	41	60	9
17	Great Britain	1	23	13	3	7	76	44	9
18	Netherlands	1	25	11	4	10	55	48	8
19	Korea Republic	4	30	8	12	10	28	61	9
20	Nigeria	5	25	10	5	10	37	42	6
21	Egypt	5	32	10	4	18	65	87	11
	<i>Egypt</i>	5	23	8	2	13	43	60	9
	<i>UAR</i>	5	9	2	2	5	22	27	2
22	Uruguay	2	13	10	1	2	34	11	3
23	USA	3	31	6	10	15	34	82	13
24	Ghana	5	23	6	7	10	33	49	6
25	Bulgaria	1	14	7	3	4	35	19	5
26	Australia	4	25	7	3	15	28	41	7
	<i>Australia</i>	4	5	1	1	3	5	7	2
	<i>Australia</i>	6	20	6	2	12	23	34	5
27	Belgium	1	13	7	0	6	25	31	4
28	Chile	2	14	6	3	5	27	20	4
29	Cameroon	5	13	5	5	3	16	16	3
30	Iraq	4	16	5	4	7	21	23	4
31	Austria	1	12	6	0	6	26	25	4
32	Paraguay	2	10	5	2	3	17	14	2
33	Portugal	1	12	5	2	5	19	24	3
34	Norway	1	13	5	1	7	18	25	5
35	Switzerland	1	10	4	2	4	17	14	3
36	Morocco	5	23	3	5	15	17	48	7
37	Romania	1	8	4	1	3	13	14	3
38	Colombia	2	12	3	2	7	15	30	4
39	Israel	1	8	2	4	2	13	14	2
40	Finland	1	9	3	1	5	14	29	4
41	Peru	2	5	3	0	2	17	14	2

Rank	Team	Conf	MP	W	D	L	GF	GA	Part.
42	Honduras	3	10	2	3	5	11	17	3
43	Kuwait	4	10	2	2	6	12	18	3
44	Guatemala	3	10	2	2	6	10	21	3
45	Cuba	3	6	2	1	3	3	13	2
46	Zambia	5	7	2	1	4	12	12	2
47	Iran	4	9	2	1	6	6	20	3
48	Costa Rica	3	10	2	1	7	8	24	3
49	Turkey	1	10	2	1	7	14	37	6
50	Tunisia	5	12	1	4	7	11	27	4
51	Cote d Ivoire	5	4	2	0	2	6	6	1
52	Luxembourg	1	8	2	0	6	16	30	6
53	Mali	5	4	1	2	1	5	4	1
54	Senegal	5	4	1	2	1	6	6	1
55	Canada	3	6	1	2	3	7	9	2
56	Qatar	4	7	1	2	4	4	10	2
57	Algeria	5	4	1	1	2	4	5	1
58	India	4	8	1	1	6	10	27	4
59	South Africa	5	3	1	0	2	5	5	1
60	Burma	4	3	1	0	2	2	2	1
61	Slovakia	1	3	1	0	2	4	6	1
62	Republic of Ireland	1	3	1	0	2	3	5	2
	<i>Republic of Ireland</i>	<i>1</i>	<i>1</i>	<i>0</i>	<i>0</i>	<i>1</i>	<i>1</i>	<i>3</i>	<i>1</i>
	<i>Irish Free State</i>	<i>1</i>	<i>2</i>	<i>1</i>	<i>0</i>	<i>1</i>	<i>2</i>	<i>2</i>	<i>1</i>
63	Belarus	1	3	1	0	2	3	6	1
64	Venezuela	2	3	1	0	2	3	7	1
65	Guinea	5	3	1	0	2	4	9	1
66	Korea DPR	4	3	1	0	2	3	9	1
	Malaysia	4	3	1	0	2	3	9	1
68	Gabon	5	3	0	2	1	1	3	1
69	New Zealand	6	6	0	2	4	2	12	2
70	China PR	4	8	0	2	6	1	17	4
71	Indonesia	4	2	0	1	1	0	4	1
72	United Arab Emirates	4	3	0	1	2	3	6	1
73	El Salvador	3	3	0	1	2	2	8	1
74	Syria	4	3	0	1	2	0	8	1
75	Greece	1	5	0	1	4	5	18	3
76	Estonia	1	1	0	0	1	0	1	1
77	Afghanistan	4	1	0	0	1	0	6	1
78	Latvia	1	1	0	0	1	0	7	1
79	Lithuania	1	1	0	0	1	0	9	1
80	Netherlands Antilles	3	2	0	0	2	2	4	1
81	Sudan	5	3	0	0	3	1	5	1
82	Taiwan	4	3	0	0	3	3	12	1
83	Thailand	4	4	0	0	4	1	28	2
84	Saudi Arabia	4	6	0	0	6	3	15	2

Overall matches played 597
Overall goals scored 2163
Avg. goals per match 3.62

MP Matches played
W Wins
D Draws
L Losses
GF Goals for
GA Goals against
Pts. Points

Conf Confederation
1 UEFA - Union des Associations Européennes de Football
2 CONMEBOL - Confederación Sudamericana de Fútbol
3 CONCACAF - Confederation of North, Central American and Caribbean Association Football
4 AFC - Asian Football Confederation
5 CAF - Confédération Africaine de Football
6 OFC - Oceania Football Confederation

Positioning of participating teams of London 2012

Team	Participations	1908	1912	1920	1924	1928	1936	1948	1952	1956	1960	1964	1968	1972	1976	1980	1984	1988	1992	1996	2000	2004	2008	2012	
Belarus (BLR) – newcomer	1																							10	
Brazil (BRA)	12								6		6	9	12	13	4		2	2		3	7		3		2
Egypt (EGY)	11			8	8	4	11	12	13		13	4					8		12						8
Gabon (GAB) – newcomer	1																								12
Great Britain (GBR)	9	1	1	10			5	4	22	7	8														5
Honduras (HON)	3																				10		16		7
Japan (JPN)	9						7			10		8	3							9	6	13	15		4
Korea Republic (KOR)	9							8				14						11	11	11	9	6	10		3
Mexico (MEX)	10					14		11				11	4	7	9				10	7		10			1
Morocco (MAR)	7											13		8			12		15		16	10			11
New Zealand (NZL)	2																						14		16
Spain (ESP)	10			2	17	5							6		12	11			1	6	2				14
Switzerland (SUI)	3				2	13																			13
Uruguay (URU)	3				1	1																			9
United Arab Emirates (UAE) - newcomer	1																								15
Senegal (SEN) - newcomer	1																								6

Ranking by tournament 1908-2012

Year	Country	1	2	3	4	5	6	7	8	9	10	11	12	13	14	15	16	17	18	19	20	21	22	23	24	25
2012	London/GBR	MEX	BRA	KOR	JPN	GBR	SEN	HON	EGY	URU	BLR	MAR	GAB	SUI	ESP	UAE	NZL									
2008	Beijing/CHN	ARG	NGR	BRA	BEL	ITA	CIV	NED	CMR	USA	KOR	AUS	SRB	CHN	NZL	JPN	HON									
2004	Athens/GRE	ARG	PAR	ITA	IRQ	MLI	KOR	AUS	CRC	GHA	MAR/MEX	TUN	JPN	POR	GRE	SCG										
2000	Sydney/AUS	CMR	ESP	CHI	USA	ITA	JPN	BRA	NGA	KOR	HON	RSA	KUW	SVK	CZE	AUS	MAR									
1996	Atlanta/USA	NGA	ARG	BRA	POR	FRA	ESP	MEX	GHA	JPN	USA	KOR	ITA	AUS	TUN	KSA	HUN									
1992	Barcelona/ESP	ESP	POL	GHA	AUS	SWE	PAR	ITA	QAT	USA	MEX	KOR	EGY	DEN	COL	MAR	KUW									
1988	Seoul/KOR	URS	BRA	FRG	ITA	ZAM	SWE	AUS	ARG	IRQ	YUG	KOR	USA	TUN	CHN	NGA	GUA									
1984	Los Angeles/USA	FRA	BRA	YUG	ITA	FRG	CAN	CHI	EGY	USA	NOR	CMR	MAR	CRC	IRQ	QAT	KSA									
1980	Moscow/URS	TCH	GDR	URS	YUG	CUB	KUW	IRQ	ALG	FIN	COL	ESP	VEN	NGA	SYR	ZAM	CRC									
1976	Montreal/CAN	GDR	POL	URS	BRA	FRA	IRN	ISR	PRK	MEX	GUA	CUB	ESP	CAN												
1972	Munich/FRG	POL	HUN	URS/GDR	DEN	FRG	MEX	MAR	BIR	MAS	COL	IRN	BRA	USA	SUD	GHA										
1968	Mexico City/MEX	HUN	BUL	JPN	MEX	ISR	ESP	FRA	GUA	TCH	COL	GUI	BRA	GHA	NGA	SLV	THA									
1964	Tokyo/JPN	HUN	TCH	GDR	EGY	ROU	YUG	GHA	JPN	BRA	ARG	MEX	IRN	MAR	KOR											
1960	Rome/ITA	YUG	DEN	HUN	ITA	BUL	BRA	ARG	GBR	FRA	POL	PER	IND	EGY	TUR	TUN	TPE									
1956	Melbourne/AUS	URS	YUG	BUL	IND	IDN	AUS	GBR	USA	FRG	JPN	THA														
1952	Helsinki/FIN	HUN	YUG	SWE	GER	DEN	BRA	AUT	TUR	URS	FIN	LUX/ANT	EGY	POL	NOR	ITA	CHI									
1948	London/GBR	SWE	YUG	DEN	GBR	FRA	ITA	TUR	KOR	NED	IND	MEX	EGY	AUT	CHN	LUX	USA	IRL	AFG							
1936	Berlin/GER	ITA	AUT	NOR	POL	GBR	GER	JPN	PER	SWE	USA	EGY	CHN	HUN	FIN	TUR	LUX									
1928	Amsterdam/NED	URU	ARG	ITA	EGY	ESP	POR	BEL	GER	FRA	YUG	LUX	NED	SUI	TUR/MEX	USA	CHI									
1924	Paris/FRA	URU	SUI	SWE	NED	ITA/IRL	FRA	EGY	TCH	BUL	LUX	HUN/USA	ROM	BEL	LVA	ESP/EST	TUR	POL	YUG	LTU						
1920*	Antwerp/BEL	BEL	ESP	NED	FRA	SWE	ITA	NOR	EGY	DEN	GBR	LUX	YUG	GRE												
1912	Stockholm/SWE	GBR	DEN	NED	FIN	RUS	AUT	HUN/NOR	SWE	ITA	GER															
1908	London/GBR	GBR	DEN	NED	SWE	FRA (A)	FRA(B)																			

*1920: TCH disqualified from the tournament after walking off in protest in the final against Belgium

Awards

Olympic medals and diplomas

Each of the players of the three top-ranked teams who feature on the official team lists receives a medal:

- Olympic champion: an Olympic gold medal and a diploma
- Runner-up: an Olympic silver medal and a diploma
- 3rd place: an Olympic bronze medal and a diploma

These medals and diplomas are provided by LOCOG for distribution by the IOC.

Each player of the teams ranked fourth, fifth, sixth, seventh and eighth receives a diploma. These diplomas are provided by LOCOG for distribution by the IOC.



FIFA awards

The FIFA Fair Play Trophy, a fair play medal and a diploma for each player and official as well as a voucher for football equipment (to be used for youth development and whose exact amount shall be fixed by the relevant FIFA committee) goes to the teams finishing first in the fair play contests of the men's and women's Tournaments. Since presenting the Fair Play Trophies in the stadium at the end of the men's and women's gold medal matches would contravene Olympic protocol, FIFA shall find another non-Olympic occasion to make these presentations.



FIFA Fair Play award winners by year

Year	Team
1984	France
1988	Germany FR
1992	Sweden
1996	Argentina
2000	Brazil
2004	Argentina and Iraq
2008	Côte d'Ivoire
2012	Japan

Top goalscorers of each Olympic Football Tournament

Tournament	Goals	Player
London 2012, GBR	6	LEANDRO DAMIAO, BRA
	5	Moussa KONATE, SEN
	4	Oribe PERALTA, MEX
Beijing 2008, CHN	4	Giuseppe ROSSI, ITA
	3	Victor OBINNA, NGA; Moussa DEMBELE, BEL
Athens 2004, GRE	8	Carlos TEVEZ, ARG
	5	Jose CARDOZO, PAR
	4	Fredy BAREIRO, PAR; Alberto GILARDINO, ITA; Tenema NDIAYE, MLI
Sydney 2000, AUS	6	Ivan ZAMORANO, CHI
	4	Patrick MBOMA, CMR; Reinaldo NAVIA, CHI; David SUAZO, HON
Atlanta 1996, USA	6	BEBETO, BRA; Hernan CRESPO, ARG
	5	RONALDO, BRA
Barcelona 1992, ESP	7	Andrzej JUSKOWIAK, POL
	6	Kwame AYEWE, GHA
	5	KIKO, ESP
Seoul 1988, KOR	7	ROMARIO, BRA
	6	Igor DOBROVOLSKI, URS; KALUSHA BWALYA, ZAM
Los Angeles 1984, USA	5	Borislav CVETKOVIC, YUG; Stjepan DEVERIC, YUG; Daniel XUEREB, FRA
	5	Sergei ANDREEV, URS
Moscow 1980, URS	4	Fedor CHERENKOV, URS; Wolfreudiger NETZ, GDR; Ladislav VIZEK, TCH
	6	Andrzej SZARMACH, POL
Montreal 1976, CAN	4	Hans Juergen DORNER, GDR
	3	Grzegorz LATO, POL; Vladimir ONISHENKO, URS; Michel PLATINI, FRA; Victor RANGEL, MEX
	9	Kazimierz DEYNA, POL
Munich 1972, FRG	7	Antal DUNAI, HUN
	6	Oleg BLOKHIN, URS; Robert GADOCHA, POL; Bernd NICKEL, FRG; Joachim STREICH, GDR
	7	Kunishige KAMAMOTO, JPN
Mexico 1968, MEX	6	Antal DUNAI, HUN
	4	Jehoshua FAYGENBAUM, ISR; Petar JEKOV, BUL; Ladislav PETRAS, TCH; Lajos SZUCS, HUN
	12	Ferenc BENE, HUN
Tokyo 1964, JPN	8	Ibrahim RIAD, EGY
	6	Tibor CSERNAI, HUN; Cornel PAVLOVICI, ROU
	7	Milan GALIC, YUG
Rome 1960, ITA	6	Borivoje KOSTIC, YUG; Harald NIELSEN, DEN
	4	Neville Stephen D'SOUZA, IND; Dimitar STOYANOV, BUL; Toza VESELINOVIC, YUG
Helsinki 1952, FIN	7	Branko ZEBEC, YUG
	6	Sandor KOCSIS, HUN; Rajko MITIC, YUG
	7	John HANSEN, DEN; Gunnar NORDAHL, SWE
London 1948, GBR	5	Henry CARLSSON, SWE; Francesco PERNIGO, ITA; Kjell ROSEN, SWE
	7	Annibale FROSSI, ITA
	6	Teodoro FERNANDEZ, PER
Berlin 1936, GER	5	Arne BRUSTAD, NOR; Gerard WODARZ, POL
	11	Domingo TARASCONI, ARG
	6	Adolfo BALONCIERI, ITA; Manuel FERREIRA, ARG
Amsterdam 1928, NED	7	Pedro PETRONE, URU
	6	Max ABEGLEN, SUI; Sven RYDELL, SWE
Paris 1924, FRA	7	Herbert KARLSSON, SWE
	6	Antonin JANDA, TCH
	5	Bernardus GROOSJOHAN, NED
Antwerp 1920, BEL	10	Gottfried FUCHS, GER
	9	Harold WALDEN, GBR
	8	Jan VOS, NED
Stockholm 1912, SWE	11	Sophus Erhard NIELSEN, DEN
	8	Vilhelm WOLFHAGEN, DEN
	6	Harold STAPLEY, GBR

Superlatives

Medals

Team	Gold	Silver	Bronze	Medals total
Hungary	★ ★ ★	★	★	5
Argentina	★ ★	★ ★		4
Soviet Union	★ ★		★ ★ ★	5
Great Britain	★ ★			2
Uruguay	★ ★			2
Yugoslavia	★	★ ★ ★	★	5
Poland	★	★ ★		3
Spain	★	★ ★		3
German DR	★	★	★ ★	4
Czechoslovakia	★	★		2
Nigeria	★	★		2
Italy	★		★ ★	3
Sweden	★		★ ★	3
Belgium	★			1
Cameroon	★			1
France	★			1
Mexico	★			1
Brazil		★ ★ ★	★ ★	5
Denmark		★ ★ ★	★	4
Bulgaria		★	★	2
Austria		★		1
Paraguay		★		1
Switzerland		★		1
Netherlands			★ ★ ★	3
Chile			★	1
Germany FR			★	1
Ghana			★	1
Japan			★	1
Korea Republic			★	1
Norway			★	1
Total	23	23	24*	70

*1972: 2 bronze medals awarded

Oldest medalist

35y 361d Erik Nilsson (SWE) 1952 (gold)

Youngest medalist

15y 338d Samuel Kuffuor (GHA) 1992 (bronze)

Players with two or more medals

Player	Gold	Silver	Bronze	Medals total
Deszo NOVAK, HUN	1964, 1968		1960	★★★ 3
Antal DUNAI, HUN	1964*, 1968	1972		★★★ 3
Jose ANDRADE, URU	1928, 1924			★★ 2
Horace BAILEY, GBR	1908, 1912			★★ 2
Arthur BERRY, GBR	1908, 1912			★★ 2
Pedro CEA, URU	1924, 1928			★★ 2
Frederick CHAPMAN, GBR	1908, 1912			★★ 2
Javier MASCHERANO, ARG	2004, 2008			★★ 2
Andres MAZALI, URU	1924, 1928			★★ 2
Jose NASAZZI, URU	1924, 1928			★★ 2
Pedro PETRONE, URU	1924, 1928			★★ 2
Hector SCARONE, URU	1924, 1928			★★ 2
Santos URDINARAN, URU	1924, 1928			★★ 2
Oscar USTARI, ARG	2004, 2008			★★ 2
Zoltan VARGA, HUN	1964, 1968			★★ 2
Vivian WOODWARD, GBR	1908, 1912			★★ 2
Roberto AYALA, ARG	2004	1996		★★ 2
Istvan BASTI, HUN	1968	1972		★★ 2
Leslawm CMIKIEWICZ, POL	1972	1976		★★ 2
Kazimierz DEYNA, POL	1972	1976		★★ 2
Jerzy GORGON, POL	1972	1976		★★ 2
Kazimierz KMIECIK, POL	1972	1976		★★ 2
Lajos KOCSIS, HUN	1968	1972		★★ 2
Grzegorz LATO, POL	1972	1976		★★ 2
Zygmunt MASZCZYK, POL	1972	1976		★★ 2
Miklos PANCSICS, HUN	1968	1972		★★ 2
Lajos SZUCS, HUN	1968	1972		★★ 2
Antoni SZYMANOWSKI, POL	1972	1976		★★ 2
Blagoje VIDINIC, YUG	1960	1956		★★ 2
BRANSCH Bernd, GER	1976		1972	★★ 2
Juergen CROY, GER	1976		1972	★★ 2
Jeno DALNOKI, HUN	1952		1960	★★ 2
Reinhard HAFNER, GDR	1976		1972	★★ 2
Lothar KURBJUWEIT, GDR	1976		1972	★★ 2
Erik NILSSON, SWE	1948		1972	★★ 2
Pal OROSZ, HUN	1964		1960	★★ 2
Kalle SVENSSON, SWE	1948		1952	★★ 2
Antal SZENTIMIHALYI, HUN	1964		1960	★★ 2
Konrad WEISE, GDR	1976		1972	★★ 2
BOBEK Stjepan, YUG		1948, 1952		★★ 2
CAJKOVSKI Zlatko, YUG		1948, 1952		★★ 2
ADEMIR, BRA		1984, 1988		★★ 2
DRESCHER Ludvig, DEN		1908, 1912		★★ 2
HANSEN Harald, DEN		1908, 1912		★★ 2

Player	Gold	Silver	Bronze	Medals total
LUIS CARLOS WINCK, BRA		1984, 1988		★ ★ 2
MIDDELBOE Nils, DEN		1908, 1912		★ ★ 2
MITIC Rajko, YUG		1948, 1952		★ ★ 2
NIELSEN Sophus, DEN		1908, 1912		★ ★ 2
NIELSEN-NORLAND Oskar, DEN		1908, 1912		★ ★ 2
STANKOVIC Branko, YUG		1948, 1952		★ ★ 2
VUKAS Bernard, YUG		1948, 1952		★ ★ 2
WOLFHAGEN Vilhelm, DEN		1908, 1912		★ ★ 2
ALEXANDRE PATO, BRA		2012	2008	★ ★ 2
ANDRE CRUZ, BRA		1988	1996	★ ★ 2
BEBETO, BRA		1988	1996	★ ★ 2
MARCELO, BRA		2012	2008	★ ★ 2
THIAGO SILVA, BRA		2012	2008	★ ★ 2
Bok DE KORVER, NED			1908, 1912	★ ★ 2
Junker HEIJDEN, NED			1912, 1920	★ ★ 2
Viktor KOLOTOV, URS			1972, 1976	★ ★ 2
Vladimir ONISHENKO, URS			1972, 1976	★ ★ 2
Vladimir PILGUY, URS			1972, 1980	★ ★ 2
Eberhard VOGEL, GER			1964, 1972	★ ★ 2

*Antal Dunai (HUN), would have also had three medals after winning gold in 1968 and silver in 1972 but he was denied a gold medal in 1964 due to rules at that time which did not allow reserve players to receive medals

Coaches or coach (C) and player (P) with two or more medals

Player	Gold	Silver	Bronze	Medals total
Aleksandar TIRNANIC, YUG	1960:C	1952, 1948:C		★ ★ ★ 3
Rudolf KOCK, SWE	1948:C		1952:C;1924: P	★ ★ ★ 3
Milorad ARSENJEVIC, YUG	1948, 1952:C			★ ★ 2
Kazimierz GORSKI, POL	1972:C	1976:C		★ ★ 2
Ljubomir LOVRIC, YUG	1960:C	1948:P		★ ★ 2
Lajos BAROTI, HUN	1964:C		1960:C	★ ★ 2
Georg BUSCHNER, GDR	1976:C		1972:C	★ ★ 2
Karoly SOOS, HUN	1968:C		1964:C	★ ★ 2
DUNGA, BRA		1984:P	2008:C	★ ★ 2
Edgar WALLACE CHADWICK, ENG			1908, 1912:C	★ ★ 2

Most participations by team

Participations	Team
15	Italy
13	Serbia*, USA
12	France**, BRA
11	Egypt
10	Mexico, Spain

* including Yugoslavia and Serbia & Montenegro -- **including France A & B in 1908

Most recurring matches

Match	Number of occurrences
Italy v. Spain	6
Italy v. USA	5
Netherlands v. Sweden	5
Brazil v. Nigeria	4
Korea Republic v. Mexico	4
Russia v. Serbia	4
11 triple encounters	3
69 double encounters	2
398 single encounters	1

Note: figures above reflect changes to country names, e.g Yugoslavia, Czechoslovakia, Soviet Union, Germany FR.

Most matches won by team

Matches won	Team
32	Italy
31	Brazil
27	Hungary
24	Russia*
23	Serbia**
21	Argentina

* including Soviet Union -- ** including Yugoslavia and Serbia & Montenegro

Highest wins

Highest wins	Match	Year
17:1	Denmark – France	22.10.1908
16:0	Germany – Russia	01.07.1912
12:0	Sweden – Korea Republic	05.08.1948
12:1	Great Britain – Sweden	20.10.1908
10:0	United Arab Republic – Korea Republic	16.10.1964

Consecutives

Consecutive wins		
12	Argentina	11.08.2004 –present
8	Uruguay	26.05.1924-07.06.1928
8	Hungary	15.07.1952-01.09.1960
Consecutive gold medals by nations		
2	Argentina	2004, 2008
	Great Britain	1908, 1912
	Hungary	1964, 1968
	Uruguay	1924, 1928
Consecutive medals by nations		
4	Yugoslavia (silver, silver, silver, gold)	1948, 1952, 1956, 1960
4	Hungary (bronze, gold, gold, silver)	1960, 1964, 1968, 1972

Most goals by game and player

Goals	Player	Match	Year
10	Sophus Nielsen, DEN	Denmark – France 17:1	1908
10	Gottfried Fuchs, GER	Germany – Russia 16:0	1912
6	Ferenc Bene, HUN	Hungary – Morocco 6:0	1964
6	Ibrahim Riad, EGY	United Arab Republic* – Korea Republic 10-0	1964
6	Harold Walden, GBR	Great Britain – Hungary 7:0	1912

*Between 1962 and 1966 Egypt and Syria formed a joint association under the name of UAR (United Arab Republic)

Most goals by player

Goals	Player	Year
13	Antal Dunai, HUN	1968, 1972
13	Sophus Nielsen, DEN	1908, 1912
12	Ferenc Bene, HUN	1964
11	Domingo Tarasconi, ARG	1928
11	Pedro Petrone, URU	1924, 1928
10	Gottfried Fuchs, GER	1912
10	Kazimierz Deyna, POL	1972, 1976
9	Harold Walden, GBR	1912
9	Vilhelm Wolfhagen, GER	1908, 1912
8	Ibrahim Riad, EGY	1964
8	Carlos Tevez, ARG	2004
8	Jan Vos, NED	1912
8	Bebeto, BRA	1988, 1996
8	Kunishige Kamamoto, JPN	1964, 1968
8	Rajko Mitic, YUG	1948, 1952
8	Hector Scarone, URU	1924, 1928
8	Adolfo Baloncieri, ITA	1920, 1924, 1928

Most goals by team

Team	Goals
Italy	125
Serbia*	121
Brazil	111
Hungary	109
Denmark, Germany**	84
Sweden	82

*including Yugoslavia and Serbia & Montenegro

** including Germany FR

First minute goals

Min.	Player	Match	Date
1'	Oribe PERALTA, MEX	vs Brazil	2012
1'	Claudio Reyna, USA	vs Argentina	1996
1'	Flavio Conceicao, BRA	vs Nigeria	1996
1'	Rudi Bommer, FRG	vs Yugoslavia	1984
1'	Joachim Streich, GDR	vs Colombia	1972
1'	Viatcheslav Semenov, URS	vs Morocco	1972
1'	Henning Frenzel, GDR	vs Yugoslavia	1964
1'	Ivica Osim, YUG	vs Hungary	1964
1'	Angel Uribe, PER	vs France	1960
1'	Milan Galic, YUG	vs. Denmark	1960
1'	Ferenc Puskas, HUN	vs Sweden	1952
1'	Faas Wilkes, NED	vs Ireland	1948
1'	Domingo Tarasconi, ARG	vs Belgium	1928

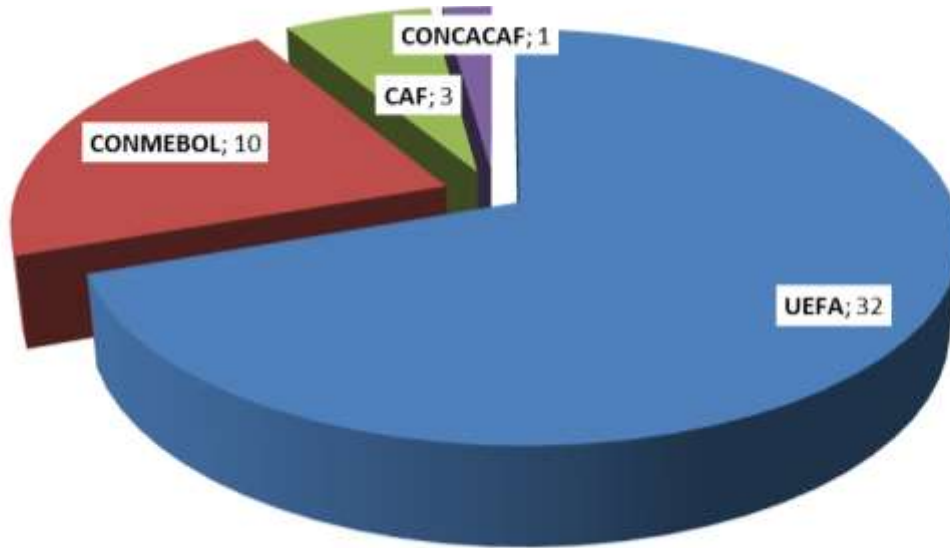


Youngest / oldest goalscorers

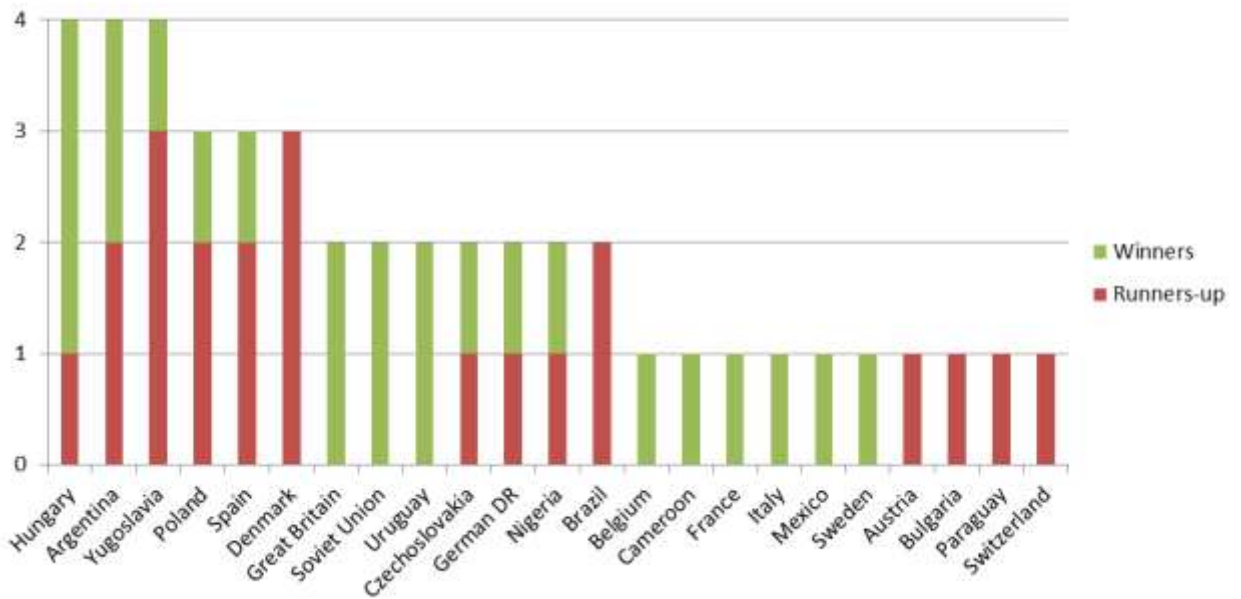
Age	Player	Birthdate	Match date	Match	Result	Host
Youngest						
17/01	Gianni RIVERA, ITA	18.08.1943	26.08.1960	Italy – Taiwan	4:1	Rome 1960
Oldest						
37/07	Hussein HEGAZI, EGY	17.10.1886	29.05.1924	Egypt – Hungary	3:0	Paris 1924

Graphics

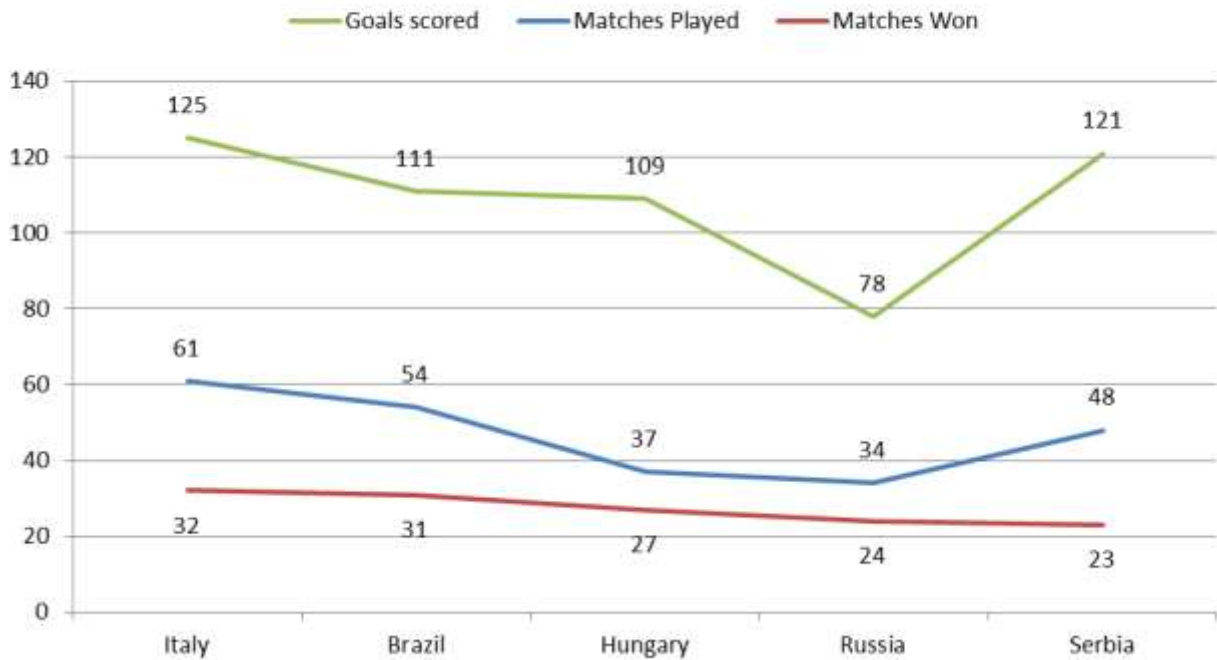
Finalist representation by Confederation



Olympic Football Tournament Champions: 1908 - 2012



Comparative Stats Top 5



Comparative Statistics last 5 Tournaments

