

FIFA Club World Cup

Statistical kit: post event edition.

FIFA[®]

For the Game. For the World.

Contents

Facts you need to know about the FIFA Club World Cup.....	3
Trophy	4
Competition formats	5
History of the FIFA Club World Cup.....	6
Winners at a glance	6
Ranking by tournament	7
FIFA Club World Cup Stats at a Glance.....	9
Competition records at a glance.....	9
Goals	10
Players.....	12
Clubs with the most participations	15
Clubs to win more than once.....	15
Attendance	15
Winning coaches	16
Referees of past Final matches	16
Awards	16
Final matches round-up	18
Intercontinental Cup and Toyota Cup (1960-2004).....	22

Facts you need to know about the FIFA Club World Cup

1. The FIFA Club World Cup is now in its eighth edition and is being held in Japan for the fifth time. The tournament, first played in Brazil in 2000, was staged in Japan from 2005 until 2008, when it then went to the United Arab Emirates for 2009 and 2010.
2. To date, three Brazilian clubs (Corinthians in 2000, Sao Paulo in 2005 and Sport Club Internacional in 2006), two Italian clubs (AC Milan in 2007 and FC Internazionale in 2010), one English club (Manchester United in 2008) and one Spanish club (FC Barcelona in 2009 and 2011) have won the FIFA Club World Cup.
3. FC Barcelona are the only club to win the tournament twice after first winning in 2009 against Estudiantes de la Plata (ARG) and reclaiming the title in 2011 after their 4:0 victory over Santos FC (BRA).
4. 43 different teams have participated in the FIFA Club World Cup. Only four teams have competed in three editions of this tournament, Pachuca (MEX), Al Ahly (EGY), Auckland City FC (NZL) and FC Barcelona (ESP). Coincidentally the three previous participations for Auckland City FC and FC Barcelona were in the same year 2006, 2009 and 2011. Teams with two participations are Waitakere United (NZL), TP Mazembe Englebert (COD), Manchester United (ENG) and Sport Club Internacional (BRA).
5. Five teams made their debut in the FIFA Club World Cup Japan 2011: AFC Champions League winners Al Sadd Sports Club (QAT), the winner of the CAF Champions League Espérance Sportive de Tunis (TUN) winner of CONCACAF Champions League Monterrey (MEX), winner of CONMEBOL's Copa Libertadores Santos FC (BRA) and host Japan's J-League winner, Kashiwa Reysol.
6. Dwight Yorke (TRI), Flavio (ANG), Mbenza Bedi (COD) and Lionel Messi (ARG) are the only players to score in two editions. Yorke, however, is the only player to score for two different clubs: one goal for Manchester United (ENG) in 2000 and one goal for Sydney FC (AUS) in 2005. Flavio's two goals were for Al Ahly (EGY), one in 2006 and one in 2008. Mbenza Bedi scored one goal for TP Mazembe Englebert (COD) in 2009 and the second, for the same club, in 2010. Most recently Messi scored two goals for FC Barcelona (ESP) in 2011 and two for the same club in 2009.
7. Hadi Aghily from Sepahan (IRN) scored two own goals in the 2007 edition.
8. Brazilian goalkeeper Dida is the only player to have won the tournament twice with two different teams (Corinthians, BRA in 2000, AC Milan, ITA in 2007).
9. Filippo Inzaghi, ITA and Lionel Messi, ARG are the only players who have scored a brace in a FIFA Club World Cup final. In 2007 Inzaghi scored two goals for AC Milan (ITA) against Boca Juniors (ARG). Messi's two goals were both for FC Barcelona (ESP) in the final against Santos FC (BRA).
10. FC Internazionale Milano's Jonathan Biabiany's goal in last year's final against TP Mazembe Englebert (COD) was the 175th in the history of the FIFA Club World Cup. 24 goals were scored in the 2011 tournament. Messi's second goal in the final of the 2011 tournament was the 199th goal. The 200th milestone is therefore next.
11. The adidas Golden Boot was presented once in 2000 and has not been awarded since. The adidas Golden Ball and the FIFA Fair Play Award, however, have been presented since the tournament's inception in 2000.
12. The first six Finals were all between teams from South America or Europe, but that run ended in 2010 when TP Mazembe Englebert (COD) played FC Internazionale Milano (ITA), thereby becoming the first African team to reach the Final of the FIFA Club World Cup.
13. Newcomer Al-Sadd Sports Club is the first club to represent Qatar in the tournament. To date a total of 21 different countries have had representative clubs in the FIFA Club World Cup. Brazil and Mexico both have had the most clubs to compete, with five each.

Trophy



The design shows six pillars representing the teams competing in the FIFA Club World Cup – with the individual structure making reference to the winner of the competition. The graceful curves are reaching up to encompass the globe in the shape of a football – a consistent feature amongst almost all of FIFA’s event trophies. The shape of the structure describes the competitive energy and athletic qualities demonstrated by the participating teams.

Weight (kg):	5.2
Height (cm):	50
Base (cm)	Ø 20
Widest point (cm)	20
Manufacturer:	Thomas Fattorini Ltd.
Material:	Brass, copper and silver; aluminum, chrome, rhodium & gold plated

Laws of the Game:

http://www.fifa.com/mm/document/affederation/generic/81/42/36/laws_of_the_game_2011_12_en.pdf

Competition formats

2000

- The competition was played in two rounds
- The 8 teams taking part were divided into two groups of four teams
- The system of play was a league system, each team playing one match against each of the other teams in the same group
- The top teams in each group qualified for the final. The teams coming second in each group contested the play-off for third place

2005/2006

- The competition was played in a quarter- semi- and final round
- The quarter-finals consisted of only two matches between the clubs of AFC, CAF, CONCACAF and OFC
- The two winners of the quarter-finals and the clubs of CONMEBOL and UEFA contested the semi-finals
- The losing clubs of the quarter-finals contested the play-off for fifth place
- The losing clubs from the semi-final matches contested the play-off for third place
- The winners of the two semi-final matches qualified for the final

2007

- The opening match was played between the representative club of the host association and the club of OFC
- The winner of the opening match and the clubs of AFC, CAF and CONCACAF contested the quarter-finals
- The two winners of the quarter-finals and the clubs of CONMEBOL and UEFA contested the semi-finals
- The losing clubs from the semi-final matches contested the play-off for third place
- The winners of the two semi-final matches qualified for the final

2008/2009/2010/2011

- The opening match was played between the representative club of the host association and the club of OFC
- The winner of the opening match and the clubs of AFC, CAF and CONCACAF contested the quarter-finals
- The two winners of the quarter-finals and the clubs of CONMEBOL and UEFA contest the semi-finals
- The losing clubs from the quarter-final matches contested the play-off for fifth place
- The losing clubs from the semi-final matches contested the play-off for third place
- The winners of the two semi-final matches contested the final

History of the FIFA Club World Cup

Intercontinental and Toyota Cup

Between 1960 and 1968, the **Intercontinental Cup** was a competition endorsed by UEFA and CONMEBOL and contested between the winners of the European Champions' Cup and the South American *Copa Libertadores*. The system of play was a home-and-away series, decided by points only (the same format used by CONMEBOL to determine the winner of the *Copa Libertadores* final until 1987). Because of this format, a third match was needed when both teams were tied on points.

From 1969 to 1979, the Intercontinental Cup continued as a two-leg competition between the UEFA and the CONMEBOL club champions. However, it adopted the European standard method to decide the winner by adding the goals of both matches to the aggregate score.

As of 1980 and until 2004, the competition was held as a single match in Tokyo and Yokohama, Japan. It was called the **Toyota Cup**, named after its sponsor.

FIFA Club World Cup

The first **FIFA Club World Cup** was held in 2000 in Brazil with the participation of the club champions of all six confederations (AFC, CAF, CONCACAF, CONMEBOL, OFC and UEFA). In addition to those six teams, two additional competitors were invited: Real Madrid from Spain as the Toyota Cup winner of 1998 and the Brazilian host team, Corinthians, who went on to win the trophy.

In 2005 the Toyota Cup merged with the FIFA Club World Cup. This competition has since then been played under the auspices of FIFA and between the club champions from the 6 Confederations (UEFA's and CONMEBOL's representative entering the competition in the semi-finals). As from 2007 the host's top team has also participated.

In 2007, the Japanese league winner was to be included to represent the host country but since a Japanese team won the AFC Champions League, the highest placed non Japanese team of the AFC Champions League played the play-off for quarter-finals with the OFC representative

Winners at a glance

Year	Host Country	Winners
2011	Japan	FC Barcelona (ESP)
2010	United Arab Emirates	FC Internazionale Milano (ITA)
2009	United Arab Emirates	FC Barcelona (ESP)
2008	Japan	Manchester United (ENG)
2007	Japan	AC Milan (ITA)
2006	Japan	Sport Club International (BRA)
2005	Japan	Sao Paulo FC (BRA)
2000	Brazil	Corinthians (BRA)

Ranking by tournament

FIFA Club World Cup Japan 2011

Ranking	
1. FC Barcelona (ESP)	Winner of UEFA Champions League
2. Santos FC (BRA)	Winner of CONMEBOL Copa Libertadores
3. Al-Sadd Sports Club (QAT)	Winner of AFC Champions League
4. Kashiwa Reysol (JPN)	Winner of J-League
5. Club de Futbol Monterrey (MEX)	Winner of CONCACAF Champions League
6. Espérance Sportive de Tunis (TUN)	Winner of CAF Champions League
7. Auckland City FC (NZL)	Winner of OFC Champions League

FIFA Club World Cup UAE 2010

Ranking	
1. FC Internazionale Milano (ITA)	Winner of UEFA Champions League
2. TP Mazembe Englebert (COD)	Winner of CAF Champions League
3. Sport Club Internacional (BRA)	Winner of CONMEBOL Copa Libertadores
4. Seongnam Ilhwa Chunma F.C. (KOR)	Winner of AFC Champions League
5. Pachuca (MEX)	Winner of CONCACAF Champions League
6. Al Wahda Sports Club (UAE)	Winner of UAE Premier League
7. Hekari United FC (PNG)	Winner of OFC Champions League

FIFA Club World Cup UAE 2009

Ranking	
1. FC Barcelona (ESP)	Winner of UEFA Champions League
2. Estudiantes La Plata (ARG)	Winner of CONMEBOL Copa Libertadores
3. Pohang Steelers FC (KOR)	Winner of AFC Champions League
4. Atlante FC (MEX)	Winner of CONCACAF Champions League
5. Auckland City FC (NZL)	Winner of OFC Champions League
6. TP Mazembe Englebert (COD)	Winner of CAF Champions League
7. Al Ahli FC (UAE)	Winner of UAE Premier League

FIFA Club World Cup Japan 2008

Ranking	
1. Manchester Utd. (ENG)	Winner of UEFA Champions League
2. Liga de Quito (ECU)	Winner of CONMEBOL Copa Libertadores
3. Gamba Osaka (JPN)	Winner of AFC Champions League
4. Pachuca (MEX)	Winner of CONCACAF Champions' Cup
5. Adelaide United (AUS)	AFC Champions League runner-up*
6. Al Ahly Sports Club (EGY)	Winner of CAF Champions League
7. Waitakere United (NZL)	Winner of OFC O-League

* Since a Japanese team won the AFC Champions League, the highest placed non Japanese team of the AFC Champions League plays match 1 against the OFC representative, Waitakere United.

FIFA Club World Cup Japan 2007

Ranking	
1. AC Milan (ITA)	Winner of UEFA Champions League
2. Boca Juniors (ARG)	Winner of CONMEBOL Copa Libertadores
3. Urawa Red Diamonds (JPN)	Winner of AFC Champions League
4. Etoile Sportive du Sahel (TUN)	Winner of CAF Champions League
5. Sepahan (IRN)	AFC Champions League runner-up*
5.** Pachuca (MEX)	Winner of CONCACAF Champions' Cup
7. Waitakere United (NZL)	Winner of OFC O-League

* Since a Japanese team won the AFC Champions League, the highest placed non Japanese team of the AFC Champions League plays match 1 against the OFC representative, Waitakere United.

** In 2007 the losing clubs from the quarter-final matches did not contest the play-off for fifth place

FIFA Club World Cup Japan 2006

Ranking	
1. Sport Club Internacional (BRA)	Winner of 2006 CONMEBOL Copa Libertadores
2. FC Barcelona (ESP)	Winner of 2005/6 UEFA Champions League
3. Al Ahly Sports Club (EGY)	Winner of 2006 CAF Champions League
4. Club América (MEX)	Winner of 2006 CONCACAF Champions' Cup
5. Jeonbuk Hyundai Motors (KOR)	Winner of 2006 AFC Champions League
6. Auckland City (NZL)	Winner of 2006 OFC Club Championship

FIFA Club World Championship Toyota Cup Japan 2005

Ranking	
1. Sao Paulo (BRA)	Winner of 2005 CONMEBOL Copa Libertadores
2. Liverpool (ENG)	Winner of 2004/5 UEFA Champions League
3. Deportivo Saprissa (CRC)	Winner of 2005 CONCACAF Champions' Cup
4. Al Ittihad (KSA)	Winner of 2005 AFC Champions League
5. Sydney (AUS)	Winner of 2004/5 OFC Club Championship
6. Al Ahly Sports Club (EGY)	Winner of 2005 CAF Champions League

FIFA Club World Championship Brazil 2000

Ranking	
1. Corinthians (BRA)	Host, Winner of 1998 Brazilian League
2. Vasco da Gama (BRA)	Winner of 1998 CONMEBOL Copa Libertadores
3. Necaxa (MEX)	Winner of 1999 CONCACAF Champions Cup
4. Real Madrid (ESP)	Winner of 1998 Intercontinental Cup
5. Manchester United (ENG)	Winner of 1999 UEFA Champions League
6. Al Nassr (KSA)	Winner of 1998 AFC Super Cup
7. Raja Casablanca (MAR)	Winner of 1999 CAF Champions League
8. South Melbourne (AUS)	Winner of 1999 OFC Club Championship

FIFA Club World Cup Stats at a Glance

Year/Host Country	2011 Japan	2010 UAE	2009 UAE	2008 Japan	2007 Japan	2006 Japan	2005 Japan	2000 Brazil
Teams	7	7	7	7	7	6	6	8
Matches	8	8	8	8	7	7	7	14
Goals	24	27	25	23	21	17	19	43
Goal Average	3	3.38	3.13	2.88	3	2.43	2.71	3.07
Attendance*	305,333	200,251	156,350	355,515	318,871	302,142	261,456	514,000
Attendance Average*	38,167	25,031	19,544	44,439	45,553	43,163	37,351	36,714
Yellow cards	22	21	36	38	27	29	31	56
Yellow card average	2.75	2.63	4.50	4.75	3.86	4.14	4.43	4.00
Red cards	0	3	4	2	3	0	2	6
Red card average	0.00	0.38	0.50	0.25	0.43	0.00	0.29	0.43

*Attendance figures relate to the number of spectators as indicated in official FIFA Match Reports and not number of tickets sold. Figures also include double headers.

Competition records at a glance

YEAR	COUNTRY	TEAMS	AFC	CAF	CONCACAF	CONMEBOL	OFC	UEFA	MATCHES	GOALS	Ø	SPECTATORS	Ø
2000	Brazil	8	1	1	1	2	1	2	14	43	3.07	514,000	36,714
2005	Japan	6	1	1	1	1	1	1	7	19	2.71	261,456	37,351
2006	Japan	6	1	1	1	1	1	1	7	17	2.43	302,142	43,163
2007	Japan	7	2	1	1	1	1	1	7	21	3.00	318,871	45,553
2008	Japan	7	2	1	1	1	1	1	8	23	2.88	355,515	44,439
2009	UAE	7	2	1	1	1	1	1	8	25	3.31	156,350	19,544
2010	UAE	7	2	1	1	1	1	1	8	27	3.38	200,251	25,031
2011	Japan	7	2	1	1	1	1	1	8	24	3.00	305,333	38,167
TOTAL									67	199	2.97	2'413,918	36,029

Goals

Fastest goals

Min.	Sec.	Player	Match	Date
2'	20"	EMAD MOHAMMED, IRQ - Sepahan	v. Waitakere United	07.12.2007
2'	24"	Peter CROUCH, ENG – Liverpool FC	v. Deportivo Saprissa	15.12.2005
2'	35"	Dejan STANKOVIC, SRB – FC Internazionale Milano	v. Seongnam Ilhwa Chunma FC	15.12.2010
3'	34"	Mauricio MOLINA, COL - Seongnam Ilhwa Chunma FC	v. Al-Wahda Sports Club	11.12.2010

Top goalscorers

No. of goals	Goalscorer	Club	Year
4	DENILSON, BRA	Pohang Steelers FC (KOR)	2009
4	Lionel MESSI, ARG	FC Barcelona (ESP)	2: 2011; 2: 2009
3	Mohamed ABOUTRIKA, EGY	Ahly Sporting Club (EGY)	2006
3	Mauricio MOLINA, COL	Seongnam Ilhwa Chunma FC (KOR)	2010
3	Nicolas ANELKA, FRA	Real Madrid (ESP)	2000
3	FLAVIO, ANG	Al Ahly Sports Club (EGY)	2: 2006, 1: 2008
3	ROMARIO, BRA	Vasco da Gama (BRA)	2000
3	WASHINGTON, BRA	Urawa Red Diamonds (JPN)	2007
3	Wayne ROONEY, ENG	Manchester United (ENG)	2008



DENILSON, BRA – joint top goalscorer with MESSI, ARG with 4 goals each. DENILSON's goals were all in one edition however for the same club, Pohang Steelers FC (KOR). Photo: Getty Images.



MESSI, ARG, joint top goalscorer with DENILSON, BRA with 4 goals each. MESSI scored two goals in 2009 and two goals in 2011, all for FC Barcelona (ESP). Photo: Getty Images.

Top goalscorers (per tournament)

2000: 3 goals

Goalscorer	Club
Nicolas ANELKA, FRA	Real Madrid (ESP)
ROMARIO, BRA	Vasco da Gama (BRA)

2005: 2 goals

Goalscorer	Club
AMOROSO, BRA	Sao Paulo FC (BRA)
Peter CROUCH, ENG	Liverpool FC (ENG)
Mohammed NOOR, KSA	Al Ittihad (KSA)
Alvaro SABORIO, CRC	Deportivo Saprissa (CRC)

2006: 3 goals

Goalscorer	Club
Mohamed ABOUTRIKA, EGY	Ahly Sporting Club (EGY)

2007: 3 goals

Goalscorer	Club
WASHINGTON, BRA	Urawa Red Diamonds (JPN)

2008: 3 goals

Goalscorer	Club
Wayne ROONEY, ENG	Manchester United (ENG)

2009: 4 goals

Goalscorer	Club
DENILSON, BRA	Pohang Steelers FC (KOR)

2010: 3 goals

Goalscorer	Club
Mauricio MOLINA, COL	Seongnam Ilhwa Chunma F.C. (KOR)

2011: 2 goals

Goalscorer	Club
Lionel MESSI, ARG	FC Barcelona (ESP)
ADRIANO, BRA	FC Barcelona (ESP)



Lionel Messi, ARG (L) and ADRIANO, BRA (R) both FC Barcelona (ESP) and top goalscorers in 2011. Photos: Getty Images.

Players

Most appearances

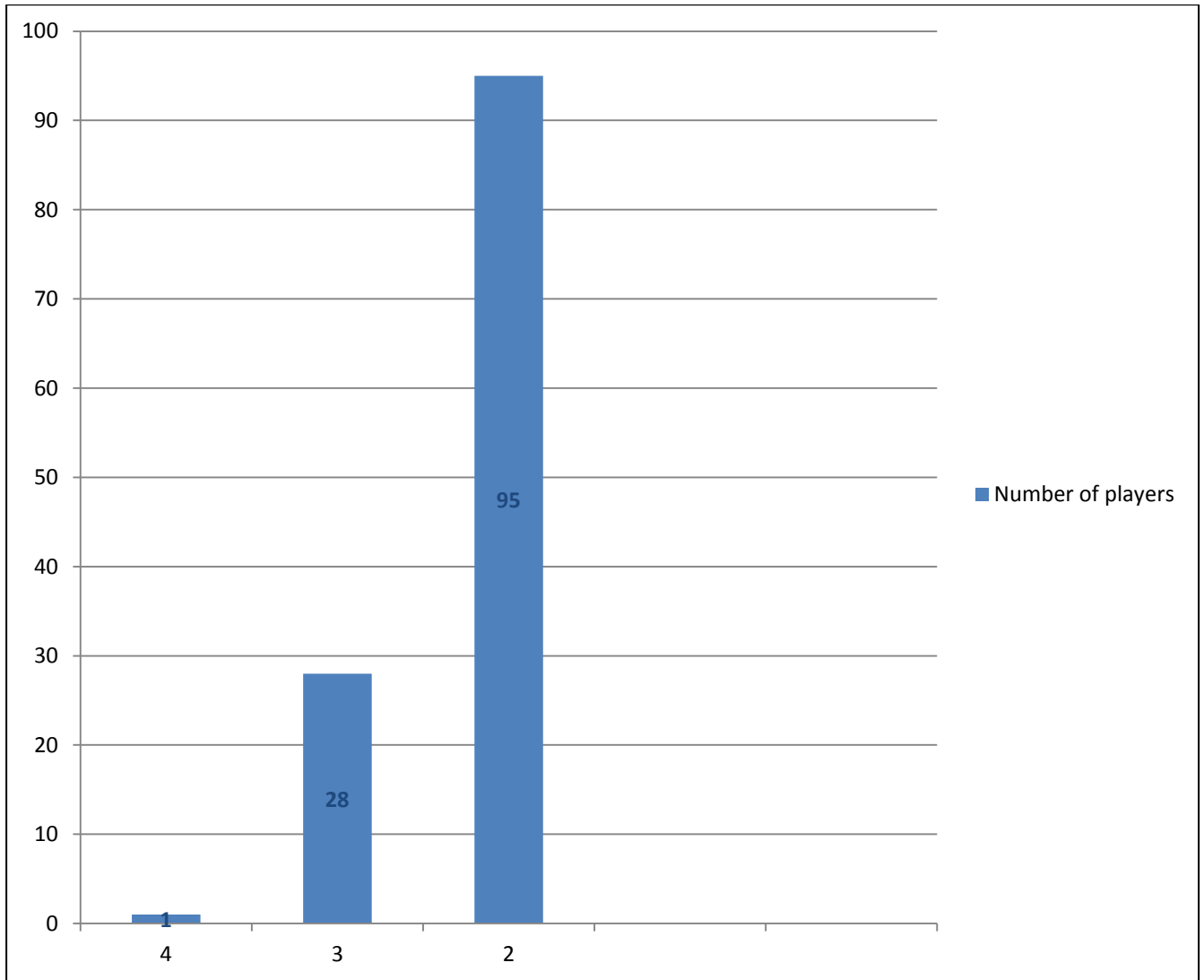
No. appearances	Name	Club	Year
7	Hossam ASHOUR, EGY	Ahly Sporting Club (EGY)	2005: 2; 2006: 3; 2008: 2
7	Mohamed ABOUTRIKA, EGY	Ahly Sporting Club (EGY)	2005: 2; 2006: 3; 2008: 2
7	Wael GOMAA, EGY	Ahly Sporting Club (EGY)	2005: 2; 2006: 3; 2008: 2
7	Shady MOHAMED, EGY	Ahly Sporting Club (EGY)	2005: 2; 2006: 3; 2008: 2
6	DIDA, BRA	Corinthians (BRA) AC Milan (ITA)	2000: 4 2007: 2
6	FLAVIO, ANG	Ahly Sporting Club (EGY)	2005:1; 2006: 3; 2008: 2
6	Leobardo LOPEZ, MEX	Pachuca (MEX)	2007:1; 2008: 3; 2010:2
6	Miguel CALERO, COL	Pachuca (MEX)	2007:1; 2008:3; 2010:2
6	KLEBER, BRA	Corinthians (BRA) Sport Club Internacional (BRA)	2000: 4 2010: 2
6	Victor VALDES, ESP	FC Barcelona (ESP)	2006: 2; 2009: 2; 2001: 2
6	Carles PUYOL, ESP	FC Barcelona (ESP)	2006: 2; 2009: 2; 2001: 2
6	Luis PEREZ, MEX	Necaxa (MEX) Club de Futbol Monterrey (MEX)	2000: 4 2011:2
6	Daniel KOPRIVCIC, NZL	Waitakere United (NZL) Auckland City FC (NZL)	2007: 1; 2008: 1 2009: 3; 2011: 1

Players to score in more than one edition

Only four players have scored in more than one edition and only one, Dwight Yorke (TRI), has scored in more than one edition with two different clubs.

Goalscorer	Goals	Edition and club
Lionel MESSI, ARG	4	2 in 2009 and 2 in 2011 (FC Barcelona)
FLAVIO, ANG	3	2 in 2006 (Al Ahly Sports Club); 1 in 2008 (Al Ahly Sports Club)
Mbenza BEDI, COD	2	1 in 2009 (TP Mazembe Englebert); 1 in 2010 (TP Mazembe Englebert)
Dwight YORKE, TRI	2	1 in 2000 (Manchester United); 1 in 2005 (Sydney)

Number of players with the most participations in the FIFA Club World Cup



ONE PLAYER WITH 4 PARTICIPATIONS

Only one player, Daniel KOPRIVCIC, NZL, has four participations in the FIFA Club World Cup. These were with two clubs: one appearance in 2007 and one in 2008 for Waitakere United (NZL) and three in 2009 and one in 2011 for Auckland City FC (NZL).

Matches

Final matches

Date	Match	Host	Venue	Attendance
14.01.2000	Corinthians - Vasco da Gama 0:0, 4:3 PSO	Rio de Janeiro (BRA)	Maracanã	73,000
18.12.2005	Sao Paulo FC - Liverpool FC 1:0	Yokohama (JPN)	International Stadium	66,821
17.12.2006	Sport Club Internacional - FC Barcelona 1:0	Yokohama (JPN)	International Stadium	67,128
16.12.2007	Boca Juniors - AC Milan 2:4	Yokohama (JPN)	International Stadium	68,263
21.12.2008	Liga de Quito - Manchester United FC 0:1	Yokohama (JPN)	International Stadium	68,682
19.12.2009	Estudiantes La Plata - FC Barcelona 1:1, 1:2 aet	Abu Dhabi (UAE)	Zayed Sports City	43,050
18.12.2010	TP Mazembe Englebert - FC Internazionale Milano 0:3	Abu Dhabi (UAE)	Zayed Sports City	42,174
18.12.2011	Santos FC – FC Barcelona 0:4	Yokohama (JPN)	International Stadium	68,166

Biggest wins

Score	Match	Date
4:0	FC Barcelona (ESP) – Al-Sadd Sports Club (QAT)	15.12.2011
4:0	FC Barcelona (ESP) – Santos FC (BRA)	18.12.2011
0:4	Club America (MEX) - FC Barcelona (ESP)	14.12.2006
0:3	Deportivo Saprissa (CRC) - Liverpool FC (ENG)	15.12.2005
0:3	Auckland City FC(NZL) - Jeonbuk Hyundai Motors (KOR)	15.12.2006
0:3	Auckland City FC (NZL) - Atlante FC (MEX)	12.12.2009
0:3	Al-Wahda Sports Club (UAE) - Hekari United FC (PNG)	08.12.2010
1:4	Al-Wahda Sports Club (UAE) - Seongnam Ilhwa Chunma F.C. (KOR)	11.12.2010
0:3	Seongnam Ilhwa Chunma F.C. (KOR) - FC Internazionale Milano (ITA)	15.12.2010
0:3	TP Mazembe Englebert (COD) - FC Internazionale Milano (ITA)	18.12.2010

Highest scoring matches

Goals	Result	Match	Date
8	3:5	Gamba Osaka (JPN) - Manchester United (ENG)	18.12.2008
7	3:4	Raja Casablanca (MAR) - Al Nassr (KSA)	07.01.2000
6	4:2	Sport Club Internacional (BRA) – Seongnam Ilhwa Chunma F.C. (KOR)	18.12.2010
6	2:4	Boca Juniors (ARG) - AC Milan (ITA)	16.12.2007
6	2:4	Al Ahly (EGY) – Pachuca (MEX)	13.12.2008
5	3:2	Real Madrid (ESP) - Raja Casablanca (MAR)	10.01.2000
5	2:3	Al Ittihad (KSA) - Sao Paulo (BRA)	14.12.2005
5	2:3	Al Ittihad (KSA) - Deportivo Saprissa (CRC)	18.12.2005
5	2:3	TP Mazembe Englebert (COD) - Auckland City FC (NZL)	16.12.2009
5	1:4	Al Wahda Sports Club (UAE) - Seongnam Ilhwa Chunma F.C. (KOR)	11.12.2010
5	3:2	Club de Futbol Monterrey (MEX) – Espérance Sportive de Tunis (TUN)	14.12.2011

Clubs with the most participations

Number of participations	Club	Edition
3	Al Ahly (EGY)	2005, 2006, 2008
3	Pachuca (MEX)	2007, 2008, 2010
3	FC Barcelona (ESP)	2006, 2009, 2011
3	Auckland City (NZL)	2006, 2009, 2011
2	Waitakere United (NZL)	2007, 2008
2	TP Mazembe Englebert (COD)	2009, 2010
2	Manchester United (ENG)	2000, 2008
2	Sport Club Internacional (BRA)	2006, 2010
1	35 other clubs have also participated once.	2000 – 2011

Clubs to win more than once

FC Barcelona (ESP)		
18.12.2011	FC Barcelona (ESP) – Santos FC (BRA)	4:0
19.12.2009	Estudiantes la Plata (ARG) – FC Barcelona (ESP)	1:2 AET

Attendance

Highest attendance

Att.	Date	Venue	Match	Result	Phase
73,000	08.01.2000	RIO DE JANEIRO (BRA)	Manchester United (ENG) - Vasco da Gama (BRA)	1:3	Group B
73,000	14.01.2000	RIO DE JANEIRO (BRA)	Corinthians (BRA) - Vasco da Gama (BRA)	0:0 AET 4:3 PSO	Final
68,682	21.12.2008	YOKOHAMA (JPN)	Liga de Quito (ECU) - Manchester United (ENG)	0:1	Final
68,263	16.12.2007	YOKOHAMA (JPN)	Boca Juniors (ARG) - AC Milan (ITA)	2:4	Final
68,166	18.12.2011	YOKOHAMA (JPN)	Santos FC (BRA) – FC Barcelona (ESP)	0:4	Final




FIFA Club World Championships Final, Rio de Janeiro, Brazil, 14th January, 2000, Corinthians 0 v Vasco Da Gama 0, (Corinthians win on penalties), A Corinthians section of the huge crowd at the Maracana Stadium cheering on their team (Photo: Getty Images)

Winning coaches


Year	Coach	Club
2000	Oswald DE OLIVEIRA, BRA	Corinthians (BRA)
2005	Paulo AUTUORI, BRA	Sao Paulo FC (BRA)
2006	Abel BRAGA, BRA	Sport Club Internacional (BRA)
2007	Carlo ANCELOTTI, ITA	AC Milan (ITA)
2008	Alex FERGUSON, SCO	Manchester United (ENG)
2009	Pep GUARDIOLA, ESP	FC Barcelona (ESP)
2010	Rafael BENITEZ, ESP	FC Internazionale Milano (ITA)
2011	Pep GUARDIOLA, ESP	FC Barcelona (ESP)

Referees of past Final matches

Year	Referee	Country	Match
2000	Dick JOL	Netherlands	Corinthians (BRA) – Vasco da Gama (BRA) 0:0 a.e.t. PSO 4:3
2005	Benito ARCHUNDIA	Mexico	Sao Paulo FC (BRA) – Liverpool FC (ENG) 1:0 (1:0)
2006	Carlos BATRES	Guatemala	Sport Club Internacional (BRA) – FC Barcelona (ESP) 1:0 (0:0)
2007	Marco RODRIGUEZ	Mexico	Boca Juniors (ARG) – AC Milan (ITA) 2:4 (1:1)
2008	Ravshan IRMATOV	Uzbekistan	Liga Deportiva Universitaria de Quito (ECU) – Manchester United (ENG) 0:1 (0:0)
2009	Benito ARCHUNDIA	Mexico	Club Estudiantes de La Plata (ARG) – FC Barcelona (ESP) 1:2 a.e.t. (1:1, 1:0)
2010	Yuichi NISHIMURA	Japan	TP Mazembe Englebort (COD) – FC Internazionale Milano (ITA) 0:3 (0:2)
2011	Ravshan IRMATOV	Uzbekistan	Santos FC (BRA) – FC Barcelona (ESP) 0:4



Pep GUARDIOLA, ESP – two times coach of winning team FC Barcelona (ESP) in 2009 and 2011. Photo: Getty Images.



Ravshan IRMATOV, UZB – two times referee of FIFA Club World Cup final match: 2008 and 2011. Photo: Getty Images.

Awards

adidas Golden Ball

The adidas Golden Ball is always awarded to the most outstanding player.

Year	Host	adidas Golden Ball winner
2011	Japan	Lionel MESSI , ARG, FC Barcelona (ESP)
2010	UAE	Samuel ETOO, CMR , FC Internazionale Milano (ITA)
2009	UAE	Lionel MESSI , ARG, FC Barcelona (ESP)
2008	Japan	Wayne ROONEY, ENG, Manchester United (ENG)
2007	Japan	KAKA, BRA, AC Milan (ITA)
2006	Japan	DECO, POR, FC Barcelona (ESP)
2005	Japan	ROGERIO CENI, BRA, Sao Paulo FC (BRA)
2000	Brazil	EDILSON, BRA, Corinthians (BRA)

FIFA Fair Play

The FIFA Fair Play award is given to the team with the best record of fair play according to the points system and criteria established by the FIFA Fair Play Committee.


Year	Host	FIFA Fair Play Award winner
2011	Japan	FC Barcelona (ESP)
2010	UAE	FC Internazionale Milano (ITA)
2009	UAE	Atlante FC (MEX)
2008	Japan	Adelaide United (AUS)
2007	Japan	Urawa Red Diamonds (JPN)
2006	Japan	FC Barcelona (ESP)
2005	Japan	Liverpool FC (ENG)
2000	Brazil	Al Nassr (KSA)

adidas Golden Boot

The adidas Golden Boot is always awarded to the player scoring the highest number of goals.

Year	Host	adidas Golden Boot winner*
2000	Brazil	Nicolas ANELKA, FRA (Real Madrid) 3 goals ROMÁRIO, BRA (Vasco da Gama) 3 goals

* The adidas Golden Boot was presented once in 2000 and has not been awarded since. The adidas Golden Ball and the FIFA Fair Play award, however, have been presented since the tournament's inception in 2000. No other awards are presented.



Left to right:
Left: Lionel MESSI, ARG (FC Barcelona) winner of the adidas Golden Ball 2011.
Right: Carles PUYOL, ESP, captain of FC Barcelona lifts up the FIFA Fair Play Award for 2011.

Final matches round-up

FIFA Club World Cup Japan 2011

Final

Santos FC - FC Barcelona 0:4 (0:3)

Date/time 18.12.2011/19:30

Venue YOKOHAMA

Attendance 68,166

Santos FC: 1 RAFAEL CABRAL; 2 EDU DRACENA (C), 3 LEO, 4 DANILO, 5 AROUCA, 6 DURVAL, 7 HENRIQUE, 9 BORGES, 10 GANSO, 11 NEYMAR, 14 BRUNO RODRIGO

FC Barcelona: 1 VALDES; 2 DANI ALVES, 3 PIQUE, 4 FABREGAS, 5 PUYOL (C), 6 XAVI, 8 INIESTA, 10 MESSI, 11 THIAGO, 16 BUSQUETS, 22 ABIDAL

Scorers: 0-1 17' MESSI (10), 0-2 24' XAVI (6), 0-3 45' FABREGAS (4), 0-4 82' MESSI (10)

Substitutions:

Santos FC: 31' out DANILO (4), in ELANO (8), 79' out BORGES (9), in ALAN KARDEC (19), 83' out GANSO (10), in IBSON (18)

FC Barcelona: 56' out PIQUE (3), in MASCHERANO (14), 79' out THIAGO (11), in PEDRO (17), 85' out PUYOL (5), in FONTAS (24)

Cautions: SAN: 73' GANSO (10), 74' EDU DRACENA (2)

BAR: 39' PIQUE (3), 71' MASCHERANO (14)

Expulsions

-

Referee: Ravshan IRMATOV (UZB)

Assistant referees: Abdukhamidullo RASULOV (UZB), Bakhadyr KOCHKAROV (KGZ)

4th official: Yuichi NISHIMURA (JPN)

Reserve assistant referee: Toru SAGARA (JPN)

Golden Ball Lionel MESSI (ARG)

FIFA Fair Play Prize FC Barcelona (ESP)

FIFA Club World Cup UAE 2010

Final

TP Mazembe Englebort (COD) – FC Internazionale Milano (ITA) 0:3 (0:2)

Date/time 18.12.2010 / 21:00

Venue Zayed Sports City, Abu Dhabi

Attendance 42,174

TP Mazembe Englebort: 1 KIDIABA; 2 KIMWAKI, 3 KASUSULA, 4 NKULUKUTA, 10 SINGULUMA, 11 KABANGU, 13 BEDI, 15 KALUYITUKA, 20 MIHAYO (C), 24 EKANGA, 27 KASONGO

FC Internazionale Milano: 1 JULIO CESAR; 2 CORDOBA, 4 ZANETTI (C), 6 LUCIO, 8 THIAGO MOTTA, 9 ETOO, 13 MAICON, 19 CAMBIASSO, 22 MILITO, 26 CHIVU, 27 PANDEV

Scorers: 0-1 13' PANDEV, 0-2 17' ETOO, 0-3 85' BIABIANY

Substitutions

TPM: 46' HT -KASONGO, +KANDA (6), 90' -KALUYITUKA, +NDONGA (8)

FCI: 54' -CHIVU, +STANKOVIC (5), 70' -MILITO, +BIABIANY (88), 87' -THIAGO MOTTA, +MacDonald MARIGA (17)

Cautions

TPM: 12' KALUYITUKA, 33' EKANGA, 43' BEDI, 84' KASUSULA

FCI: 79' THIAGO MOTTA

Expulsions

-

Referee Yuichi NISHIMURA (JPN)

Assistant referees Toru SAGARA (JPN), Toshiyuki NAGI (JPN)

4th official Victor CARRILLO (PER)

Golden Ball Samuel ETOO, CMR - FC Internazionale Milano (ITA)

FIFA Fair Play Prize FC Internazionale Milano (ITA)

FIFA Club World Cup UAE 2009

Final

Club Estudiantes de La Plata (ARG) – FC Barcelona (ESP) 1:2 a.e.t. (1:1, 1:0)

Date/time 19.12.2009 / 20:00
Venue Zayed Sports City, Abu Dhabi
Attendance 43,050

Club Estudiantes de La Plata: 25 ALBIL; 2 DESABATO, 3 CELLAY, 8 PEREZ, 11 VERON (C), 13 DIAZ, 16 RE, 17 BOSELLI, 22 BRANA, 23 BENITEZ, 30 RODRIGUEZ

FC Barcelona: 1 VALDES; 2 DANI ALVES, 3 PIQUE, 5 PUYOL (C), 6 XAVI, 9 IBRAHIMOVIC, 10 MESSI, 14 HENRY, 15 KEITA, 16 BUSQUETS, 22 ABIDAL

Scorers: 1-0 37' BOSELLI, 1-1 89' PEDRO, 1-2 110' MESSI

Substitutions

ELP: 76' -BENITEZ, +SANCHEZ (5), 79' -PEREZ, +NUNEZ (18), 90'+1 -RE, +ROJO (21)

BAR: 46' HT -KEITA, +PEDRO (17), 79' -BUSQUETS, +TOURE (24), 83' -HENRY, +JEFFREN (7)

Cautions

ELP: 45'+2 DIAZ, 58' RODRIGUEZ, 65' PEREZ, 94' SANCHEZ, 112' ROJO, 119' BRANA, 119' DESABATO

BAR: 23' MESSI, 82' HENRY, 118' VALDES

Expulsions: -

Referee Benito ARCHUNDIA (MEX)
Assistant referees Hector VERGARA (CAN), Marvin TORRETERA (MEX)
4th official: Ravshan IRMATOV (UZB)

Golden Ball Lionel MESSI, ARG - FC Barcelona (ESP)
FIFA Fair Play Prize Atlante Futbol Club (MEX)

FIFA Club World Cup Japan 2008

Final

Liga Deportiva Universitaria de Quito (ECU) – Manchester United FC (ENG) 0:1 (0:0)

Date/time 21.12.2008 / 19:30
Venue International Stadium, YOKOHAMA
Attendance 68,682

Liga Deportiva Universitaria de Quito: 1 CEVALLOS; 2 ARAUJO, 3 CALLE, 7 BOLANOS, 8 URRUTIA (C), 13 REASCO, 14 CALDERON, 15 ARAUJO, 16 BIELER, 21 MANSO, 23 CAMPOS

Manchester United FC: 1 VAN DER SAR; 3 EVRA, 5 FERDINAND (C), 7 CRISTIANO RONALDO, 8 ANDERSON, 10 ROONEY, 13 PARK, 15 VIDIC, 16 CARRICK, 21 RAFAEL, 32 TEVEZ

Scorer: 0-1 73' ROONEY

Substitutions

LDU: 77' -CALLE, +AMBROSI (4), 82' -REASCO, +LARREA (20), 87' -BOLANOS, +NAVIA (19)

MAN: 51' -TEVEZ, +EVANS (23), 85' -RAFAEL, +NEVILLE (2), 88' -ANDERSON, +FLETCHER (24)

Cautions

LDU: 2' BIELER, 36' CAMPOS, 44' CEVALLOS, 66' CALLE, 71' ARAUJO

MAN: 70' ANDERSON

Expulsions

MAN: 49' VIDIC

Referee Ravshan IRMATOV (UZB)
Assistant referees Abdukhamidullo RASULOV (UZB), Bakhadyr KOCHKAROV (KGZ)
4th official Yuichi NISHIMURA (JPN)

Golden Ball Wayne ROONEY, ENG - Manchester Utd. (ENG)
FIFA Fair Play Prize Adelaide United FC (AUS)

FIFA Club World Cup Japan 2007

Final

Boca Juniors (ARG) – AC Milan (ITA) 2:4 (1:1)

Date/time 16.12.2007 / 19:30
Venue International Stadium, YOKOHAMA
Attendance 68,263

Boca Juniors: 12 CARANTA; 3 MOREL, 4 IBARRA, 5 BATTAGLIA, 9 PALERMO (C), 14 PALACIO, 15 GONZALEZ, 19 CARDOZO, 20 MAIDANA, 24 BANEGA, 29 PALETTA

AC Milan: 1 DIDA; 3 MALDINI (C), 4 KALADZE, 8 GATTUSO, 9 INZAGHI, 10 SEEDORF, 13 NESTA, 21 PIRLO, 22 KAKA, 23 AMBROSINI, 25 BONERA

Scorers: 0-1 21' INZAGHI, 1-1 22' PALACIO, 1-2 50' NESTA, 1-3 61' KAKA, 1-4 71' INZAGHI, 2-4 85' LEDESMA

Substitutions

BOC: 67' -GONZALEZ, +LEDESMA (8), 68' -CARDOZO, +GRACIAN (11)

MIL: 65' -GATTUSO, +EMERSON (5), 76' -INZAGHI, +CAFU (Marcos Moraes) (2), 87' -SEEDORF, +BROCCHI (32)

Cautions

BOC: 40' IBARRA, 55' BATTAGLIA, 73' PALETTA

MIL: 22' AMBROSINI, 62' KAKA

Expulsions

BOC: 88' LEDESMA

MIL: 77' KALADZE

Referee Marco RODRIGUEZ (MEX)
Assistant referees Jose Luis CAMARGO (MEX), Pedro REBOLLAR (MEX)
4th official Mark SHIELD (AUS)

Golden Ball KAKA, BRA - AC Milan (ITA)
FIFA Fair Play Prize Urawa Reds (JAP)

FIFA Club World Cup Japan 2006

Final

Sport Club Internacional (BRA) – FC Barcelona (ESP) 1:0 (0:0)

Date/time 17.12.2006 / 19:20
Venue International Stadium, YOKOHAMA
Attendance 67,128

Sport Club Internacional: 1 CLEMER; 2 CEARA, 3 INDIO, 4 FABIANO ELLER, 5 WELLINGTON MONTEIRO, 7 ALEX, 8 EDINHO, 9 FERNANDAO (C), 10 IARLEY, 11 ALEXANDRE PATO, 15 RUBENS CARDOSO

FC Barcelona: 1 VALDES; 3 THIAGO MOTTA, 4 MARQUEZ, 5 PUYOL (C), 7 GUDJOHNSEN, 8 GIULY, 10 RONALDINHO, 11 ZAMBROTTA, 12 VAN BRONCKHORST, 20 DECO, 24 INIESTA

Scorer: 1-0 82' ADRIANO

Substitutions

SCI: 46' HT -ALEX, +VARGAS (17), 61' -ALEXANDRE PATO, +LUIZ ADRIANO (18), 76' -FERNANDAO, +ADRIANO (16)

BAR: 46' HT -ZAMBROTTA, +BELLETTI (2), 59' -THIAGO MOTTA, +XAVI (6), 88' -GUDJOHNSEN, +EZQUERRO (18)

Cautions

SCI: 45' INDIO, 84' ADRIANO, 90'+3 IARLEY

BAR: 55' THIAGO MOTTA

Expulsions: -

Referee Carlos BATRES (GUA)
Assistant referees Carlos PASTRANA (HON), Leonel LEAL (CRC)
4th official Subkhiddin MOHD SALLEH (MAS)

Golden Ball DECO, BRA – FC Barcelona (ESP)
FIFA Fair Play Prize FC Barcelona (ESP)

FIFA Club World Championship Toyota Cup Japan 2005

Final

Sao Paulo FC (BRA) – Liverpool FC (ENG) 1:0 (1:0)

Date/time 18.12.2005 / 19:20
Venue International Stadium, YOKOHAMA
Attendance 66,821

Sao Paulo FC: 1 ROGERIO CENI (C); 2 CICINHO, 3 FABAO, 4 EDCARLOS, 5 LUGANO, 6 JUNIOR, 7 MINEIRO, 8 JOSUE, 10 DANILO, 11 AMOROSO, 14 ALOISIO

Liverpool FC: 12 REINA; 2 WARNOCK, 3 FINNAN, 4 HYYPIA, 7 KEWELL, 8 GERRARD (C), 10 GARCIA, 14 XABI ALONSO, 19 MORIENTES, 22 SISSOKO, 23 CARRAGHER

Scorer: 1-0 27' MINEIRO

Substitutions

SPL: 75' -ALOISIO, +GRAFITE (9)

LIV: 79' -SISSOKO, +SINAMA PONGOLLE (11), 79' -WARNOCK, +RIISE (6), 85' -MORIENTES, +CROUCH (15)

Cautions

SPL: 57' LUGANO, 90' ROGERIO CENI

Expulsions: -

Referee Benito ARCHUNDIA (MEX)
Assistant referees Hector VERGARA (CAN), Arturo VELAZQUEZ (MEX)
4th official Toru KAMIKAWA (JPN)

Golden Ball ROGERIO CENI, BRA - Sao Paulo FC (BRA)
FIFA Fair Play Prize Liverpool FC (ENG)

FIFA Club World Championship Brazil 2000

Final

Corinthians (BRA) – Vasco da Gama (BRA) 0:0 a.e.t. PSO 4:3

Date/time 14.01.2001 / 20:00
Venue Maracana, RIO DE JANEIRO
Attendance 73,000

Corinthians: 1 DIDA; 2 INDIO, 3 ADILSON, 5 VAMPETA, 6 KLEBER, 7 MARCELINHO CARIOCA, 8 RINCON, 9 LUIZAO, 10 EDILSON, 11 RICARDINHO, 16 FABIO LUCIANO

Vasco da Gama: 3 ODVAN; 4 MAURO GALVAO, 5 AMARAL, 6 FELIPE, 8 JUNINHO PERNAMBUCANO, 9 RAMON, 10 EDMUNDO, 11 ROMARIO (Romario Faria), 12 HELTON, 13 GILBERTO MELO, 15 PAULO MIRANDA

Scorers: -

Penalty Shoot-out

COR	VDG
1 - 0 RINCON,	1 - 1 ROMARIO (Romario Faria)
2 - 1 FERNANDO BAIANO	2 - 2 ALEX OLIVEIRA
3 - 2 LUIZAO	3 - 2 GILBERTO MELO
4 - 2 EDU	4 - 3 VIOLA
4 - 3 MARCELINHO CARIOCA	4 - 3 EDMUNDO

Substitutions

COR: 45' HT -RICARDINHO, +EDU (20), 90'+1 -VAMPETA, +GILMAR (23), 113' -EDILSON, +FERNANDO BAIANO (17)

VDG: 90'+6 -JUNINHO PERNAMBUCANO, +VIOLA (19), 90'+12 -FELIPE, +ALEX OLIVEIRA (23), 111' -RAMON, +DONIZETE (7)

Cautions

COR: 43' RINCON, 75' ADILSON, 90'+7 INDIO, 113' LUIZAO

VDG: 16' FELIPE, 33' AMARAL, 54' PAULO MIRANDA, 90'+8 EDMUNDO

Expulsions: -

Referee Dick JOL (NED)
Assistant referees Jens LARSEN (DEN), Fernando CRESCI (URU)

Golden Ball: most outstanding player - FIFA Fair Play Prize: the team with the best record of fair play according to the points system

Intercontinental Cup and Toyota Cup (1960-2004)

Results of the Intercontinental Cup (1960-1979)

(Winners in bold)

Date	Venue	Match	Score
1960			
03.06.1960	Montevideo (URU)	Penarol Montevideo (URU) - Real Madrid (ESP)	0:0
04.09.1960	Madrid (ESP)	Real Madrid (ESP) - Penarol Montevideo (URU)	5:1
1961			
04.09.1961	Lisbon (POR)	Benfica (POR) - Penarol Montevideo (URU)	1:0
17.09.1961	Montevideo (URU)	Penarol Montevideo (URU) – Benfica (POR)	5:0
19.09.1961	Montevideo (URU)	Penarol Montevideo (URU) – Benfica (POR)	2:1
1962			
19.09.1962	Rio de Janeiro (BRA)	Santos FC (BRA) – Benfica (POR)	3:2
11.10.1962	Lisbon (POR)	Benfica (POR) – Santos FC (BRA)	2:5
1963			
16.10.1963	Milan (ITA)	AC Milan (ITA) – Santos FC (BRA)	4:2
14.11.1963	Rio de Janeiro (BRA)	Santos FC (BRA) - AC Milan (ITA)	4:2
16.11.1963	Rio de Janeiro (BRA)	Santos FC (BRA) - AC Milan (ITA)	1:0
1964			
09.09.1964	Avellaneda (ARG)	Independiente (ARG) - Inter Milan (ITA)	1:0
23.09.1964	Milan (ITA)	Inter Milan (ITA) – Independiente (ARG)	2:0
26.09.1964	Madrid (ESP)	Inter Milan (ITA) – Independiente (ARG)	1:0 AET
1965			
08.09.1965	Milan (ITA)	Inter Milan (ITA) - Independiente (ARG)	3:0
15.09.1965	Avellaneda (ARG)	Independiente (ARG) - Inter Milan (ITA)	0:0
1966			
12.10.1966	Montevideo (URU)	Penarol Montevideo (URU) -Real Madrid (ESP)	2:0
26.10.1966	Madrid (ESP)	Real Madrid (ESP) - Penarol Montevideo (URU)	0:2
1967			
18.10.1967	Glasgow (SCO)	Celtic Glasgow (SCO) - Racing Club (ARG)	1:0
01.11.1967	Avellaneda (ARG)	Racing Club (ARG) - Celtic Glasgow (SCO)	2:1
04.11.1967	Montevideo (URU)	Racing Club (ARG) - Celtic Glasgow (SCO)	1:0
1968			
25.09.1968	Buenos Aires (ARG)	Estudiantes La Plata (ARG) - Manchester United (ENG)	1:0
16.10.1968	Manchester (ENG)	Manchester United (ENG) - Estudiantes La Plata (ARG)	1:1
1969			
08.10.1969	Milan (ITA)	AC Milan (ITA) - Estudiantes La Plata (ARG)	3:0
22.10.1969	Buenos Aires (ARG)	AC Milan (ITA) - AC Milan (ITA)	2:1
1970			
26.08.1970	Buenos Aires (ARG)	AC Milan (ITA) – Feyenoord (NED)	2:2
09.09.1970	Rotterdam (NED)	Feyenoord (NED) - Estudiantes La Plata (ARG)	1:0
1971 (European Champion Ajax, NED declined to play)			
15.12.1971	Athens (GRE)	Panathinaikos (GRE) – Nacional (URU)	1:1
29.12.1971	Montevideo (URU)	Nacional (URU) – Panathinaikos (GRE)	2:1

1972			
06.09.1972	Avellaneda (ARG)	Independiente (ARG) – Ajax (NED)	1:1
28.09.1972	Amsterdam (NED)	Ajax (NED) – Independiente (ARG)	3:0
1973 (European Champion Ajax, NED declined to play)			
28.11.1973	Rome (ITA)	Independiente (ARG) – Juventus (ITA)	1:0
1974 (European Champion Bayern Munich, FRG declined to play)			
12.03.1975	Buenos Aires (ARG)	Independiente (ARG) - Atletico Madrid (ESP)	1:0
10.04.1975	Madrid (ESP)	Atletico Madrid (ESP) – Independiente (ARG)	2:0
1975 (Bayern Munich, FRG and Independiente, ARG could not agree on dates; no games took place)			
1976			
23.11.1976	Munich (FRG)	Bayern Munich (FRG) – Cruzeiro (BRA)	2:0
21.12.1976	Belo Horizonte (BRA)	Cruzeiro (BRA) - Bayern Munich (FRG)	0:0
1977 (European Champion Liverpool FC, ENG declined to play)			
22.03.1978	Buenos Aires (ARG)	Boca Juniors (ARG) - Bor. Moenchengladbach (FRG)	2:2
26.07.1978	Karlsruhe (FRG)	Bor. Moenchengladbach (FRG) - Boca Juniors (ARG)	0:3
1978 (Boca Juniors, ARG and Liverpool FC, ENG declined to play each other)			
1979 (European Champion Nottingham Forest, ENG declined to play)			
18.11.1979	Malmö (SWE)	Malmö (SWE) - Olimpia Asuncion (PAR)	0:1
03.03.1980	Asunción (PAR)	Olimpia Asuncion (PAR) – Malmö (SWE)	2:1

Results of the Toyota Cup Japan (1980-2004)

1980			
11.02.1981	Tokyo (JPN)	Nacional (URU) - Nottingham Forest (ENG)	1:0
1981			
13.12.1981	Tokyo (JPN)	Flamengo (BRA) - Liverpool FC (ENG)	3:0
1982			
12.12.1982	Tokyo (JPN)	Penarol Montevideo (URU) - Aston Villa (ENG)	2:0
1983			
11.12.1983	Tokyo (JPN)	Gremio (BRA) - Hamburger SV (FRG)	2:1 AET
1984			
09.12.1984	Tokyo (JPN)	Independiente (ARG) - Liverpool FC (ENG)	1:0
1985			
08.12.1985	Tokyo (JPN)	Juventus (ITA) - Argentinos Juniors (ARG)	2:2 AET 4:2 PSO
1986			
14.12.1986	Tokyo (JPN)	River Plate (ARG) - Steaua Bucuresti (ROU)	1:0
1987			
13.12.1987	Tokyo (JPN)	Porto (POR) - Penarol Montevideo (URU)	2:1 AET
1988			
11.12.1988	Tokyo (JPN)	Nacional (URU) - PSV Eindhoven (NED)	2:2 AET 7:6 PSO
1989			
17.12.1989	Tokyo (JPN)	AC Milan (ITA) - Atletico Nacional Medellin (COL)	1:0 AET
1990			
9.12.1990	Tokyo (JPN)	AC Milan (ITA) - Olimpia Asuncion (PAR)	3:0
1991			
8.12.1991	Tokyo (JPN)	Crvena Zvezda (YUG) - Colo Colo (CHI)	3:0

1992			
13.12.1992	Tokyo (JPN)	Sao Paulo (BRA) - FC Barcelona (ESP)	2:1
1993			
12.12.1993	Tokyo (JPN)	Sao Paulo (BRA) - AC Milan (ITA)	3:2
1994			
11.12.1994	Tokyo (JPN)	Velez Sarsfield (ARG) - AC Milan (ITA)	2:0
1995			
28.11.1995	Tokyo (JPN)	Ajax (NED) – Gremio (BRA)	0:0 AET 4:3 PSO
1996			
26.11.1996	Tokyo (JPN)	Juventus (ITA) - River Plate (ARG)	1:0
1997			
2.12.1997	Tokyo (JPN)	Borussia Dortmund (GER) – Cruzeiro (BRA)	2:0
1998			
1.12.1998	Tokyo (JPN)	Real Madrid (ESP) - Vasco da Gama (BRA)	2:1
1999			
30.11.1999	Tokyo (JPN)	Manchester United (ENG) - Palmeiras (BRA)	1:0
2000			
28.11.2000	Tokyo (JPN)	Boca Juniors (ARG) - Real Madrid (ESP)	2:1
2001			
27.11.2001	Yokohama (JPN)	Bayern Munich (GER) - Boca Juniors (ARG)	1:0
2002			
3.12.2002	Yokohama (JPN)	Real Madrid (ESP) - Olimpia Asuncion (PAR)	2:0
2003			
14.12.2003	Yokohama (JPN)	Boca Juniors (ARG) - AC Milan (ITA)	1:1 AET 3:1 PSO
2004			
12.12.2004	Yokohama (JPN)	Porto (POR) - Once Caldas (COL)	0:0 AET 8:7 PSO

